

Mini Smart Wi-Fi Plug



Tapo P100M



Auto-Off



Voice Control



Remote Control



Schedule & Timer



Away Mode



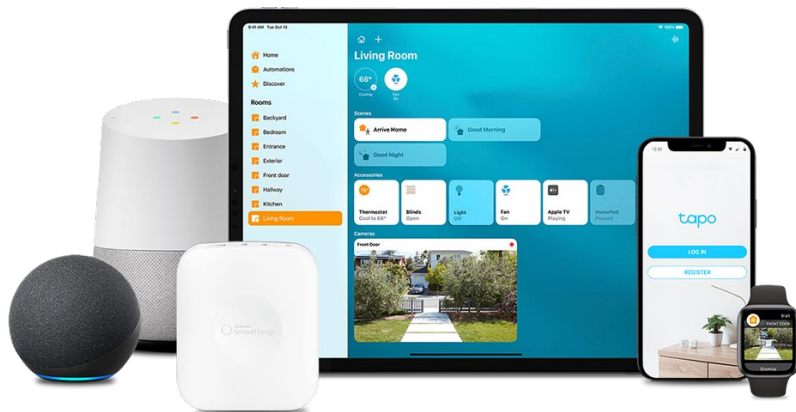
Flame-Retardant



// Highlights


Matter-Compatible

With Matter support, using one app to control all smart devices is no longer a fantasy. Integrate P100M into your favorite ecosystems to create a unified smart home*.



Free Up Your Hands with Voice Control

Free up your hands by using simple voice commands with Alexa, Siri®, or Google Assistant.

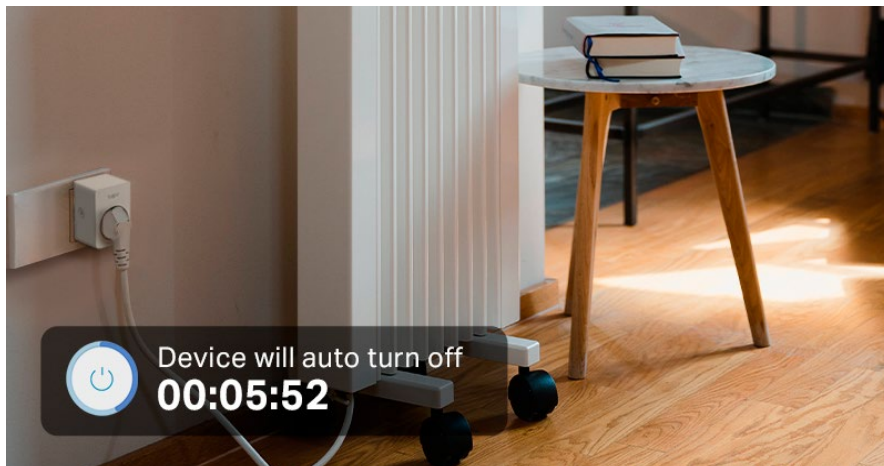


*The Tapo app will upgrade to be Matter-compatible in the year of 2023.

// Highlights

Live Smarter by Presetting Time

Schedule and Timer features allow you to create weekly schedules and countdown plans, making your life more convenient. With the enhanced Auto-Off feature, your connected devices will automatically turn off each time they are left on for a set time, saving energy.



Share to Family

With the Tapo app, you can share management permissions of Tapo devices with your family members. Additionally, the Matter protocol enables family members to access your home's smart products through different control ecosystems.



// Features

- **Remote Control** – Instantly turn connected devices on/off wherever you are through the Tapo app.
- **Away Mode** – Away Mode will automatically turn your connected devices, like lights, on and off randomly, to make it appear as if you're home.
- **Local Control** - Your connected devices at home remain accessible via the Tapo app or any other Matter-certified app (already configured), even if you lose connection to the internet.
- **Flame-Retardant*** - PC flame-retardant materials help minimize burning hazards.
*Made with V-0 (UL94) flame-retardant materials.
- **Easy Setup and Use** - Use Bluetooth to easily onboard the smart plug within a few steps. With Matter support, Tapo P100M allows users to scan the included Matter code for frustration-free setup.
- **Schedule** – Preset a schedule to automatically manage devices.
- **Timer** - Create a countdown timer for connected electronics.
- **Voice Control** – Manage your smart socket with voice commands via Amazon Alexa or the Google Assistant.
- **Compact Design** - Mini-sized to avoid blocking adjacent sockets.
- **Device Sharing** - Easily share management permissions with each member of your family.

Set Up with Matter

This is a Matter-certified device. You can integrate it into any Matter ecosystem you prefer for easy control.

Before You Start

- Factory reset your device before setup.
- A Matter-supported controller and smart home app of the same ecosystem are required. For optimal performance, please update them to the latest version.
- The Matter setup code on the device is only applicable for the initial ecosystem. To add it to a new ecosystem, you will need to generate a new setup code from a smart home app of an already-established ecosystem in your home.
- Take a photo of the Matter setup code for backup.
- Bluetooth will be turned off 15 minutes after the device is powered up. Restart your device to re-enter setup mode.

How to Set Up

*Setup processes may vary between ecosystems.

1. Turn on Bluetooth on your phone.
2. Open the smart home app, then scan the Matter QR code or enter the provided numeric setup code (usually can be found on your device).
3. Follow the instructions in the app to complete setup.

Failed to Set Up?

- Try to connect your phone to a stable 2.4 GHz Wi-Fi network with internet access instead of a 5 GHz network.
- Restart your device, controller or phone.
- Make sure IPv6 is enabled on your router.

Visit

<https://www.tp-link.com/support/faq/3520/>



Scan QR Code



- Matter setup in different ecosystems
- Multi-admin setup and videos
- Features supported in different ecosystems
- Troubleshooting & Help



Matter is still developing and the progress of each platform may differ from one another. There may also be different device performances and bugs that have no relation to the device itself. TP-Link is working hard to optimize user experience with other CSA members to provide better services.



We have professional Technical Support and R&D team. If you have any questions, feel free to contact us. Your feedback matters!



Contact us at www.tp-link.com/support for Technical Support, FAQs & more.

// Specifications

General

- LED&Button: Status LED, Power Button
- Material: V-0(UL-94) Flame retardant PC
- Onboarding: Bluetooth 4.2[†]
- Voltage: AC, 100-240 V, 50/60 Hz
- Max Load: 2,300 W, 10 A[‡]
- Power Consumption (Relay ON): 1.88W
- Standby Power Consumption (Relay OFF): 1.48W



Wireless

- Wireless Standards: IEEE 802.11b, 802.11g, 802.11n
- Frequency: 2.400-2.4835 GHz
- Signal Rate: 72Mbps at 2.4 GHz
- Transmit Power: <20dBm (EIRP)
- Wireless Function: Wireless Client
- Wireless Security: No Security; WPA-PSK; WPA2-PSK; WPA3

Others

- Package Contents:
 - Mini Smart Wi-Fi Plug (Tapo P100M)
 - Quick Start Guide
- Certifications: CE, UKCA, EAC, RoHS
- Operating Temperature: 0 °C–40 °C
- Operating Humidity: 10%–90%RH, Non-condensing
- Dimensions: 2.8 × 2.0 × 1.6 in (72 × 51 × 40 mm)

[†]Made with V-0 (UL94) flame-retardant material.

[‡]Bluetooth is only used for onboarding.

[‡]The total power of the connected electrical equipment should not exceed the max load current, and maximum power supported varies based on the appliance.

Please do not use in damp environments or outdoors.

For more information, please visit <https://www.tapo.com/>

Specifications are subject to change without notice. TP-Link is a registered trademark of TP-Link Technologies Co., Ltd. Apple and Siri are trademarks of Apple Inc., registered in the U.S. and other countries. Google is a trademark of Google LLC. Amazon, Alexa and all related logos are trademarks of Amazon.com, Inc. or its affiliates. Other brands and product names are trademarks or registered trademarks of their respective holders. Copyright © 2023 TP-Link Technologies Co., Ltd. All rights reserved.