



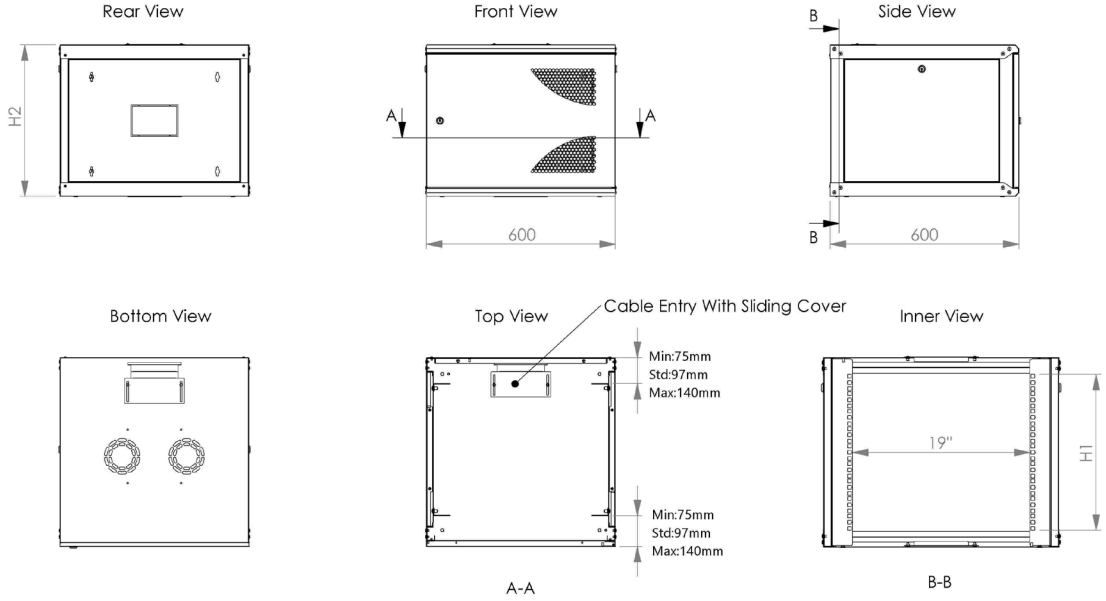
### Elegant Wall 19" Wall Mounting Rack Cabinet H:04U-20U W:600 x D:600

- Monoblock welded top and bottom cases
- Hinged, removable and lockable front door  
(See page 4 for door types.)
- Fixed, detachable rear door with M-joint cable entry  
(See page 4 for door types.)
- Removable and lockable side doors
- Bottom case is suitable for cable entries
- Top case is suitable for fan mounting and sliding cable entry
- 4 x 19" mounting rails that can move in cabinet depth
- Load carrying capacity 100kg
- With 1.5mm thickness silk-screen mounting rails.
- Flat-packed construction
- Optional fan-unit into the roof or 19inch rack mount type fan unit

PN: ELGWXXU6060CC911

#### Technical Data

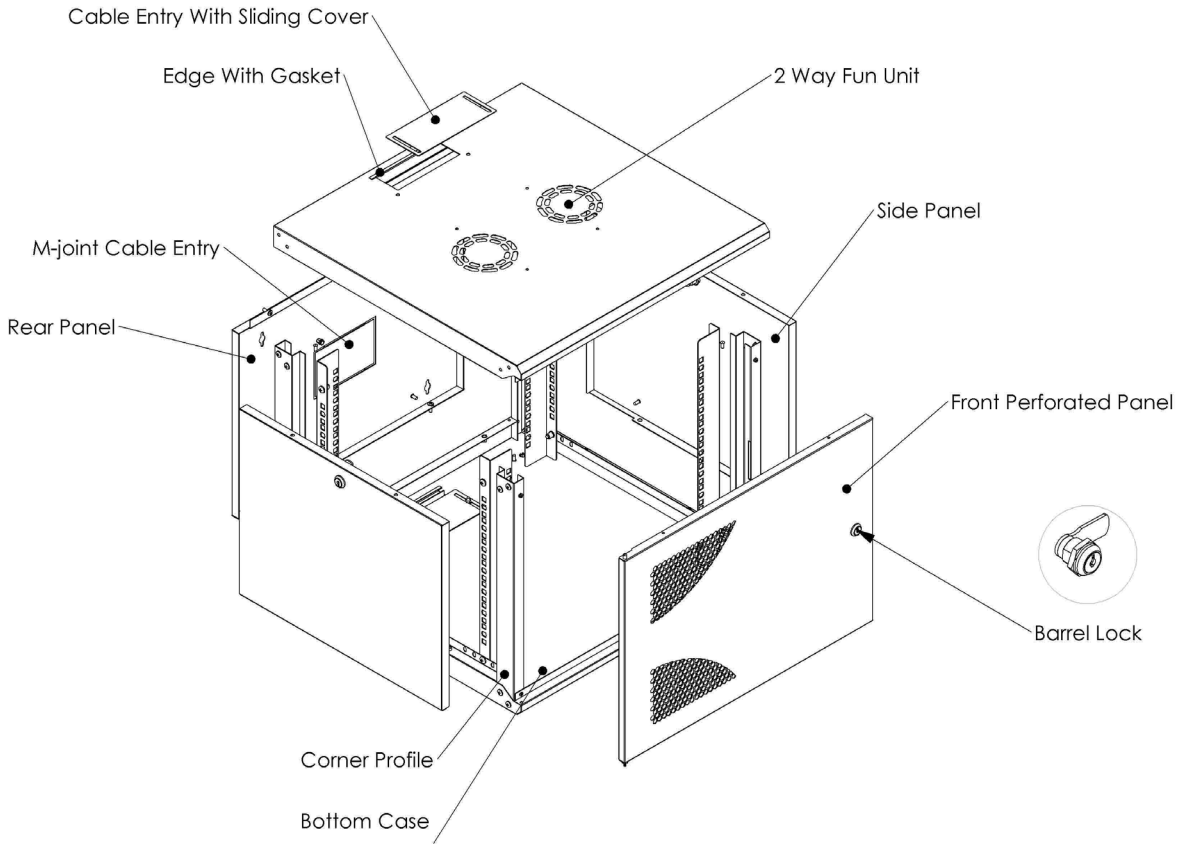
Dimensions HxWxD in mm	W:600mm D:600mm H:(Please check page 2 for height options)
Height (U)	04U-7U-9U-12U-16U-20U
Material	Sheet Steel, DIN EN 10130-99 / DC-01 6112 / DC-7122
Color	<i>RAL 9005 Black color = ELGWXXU6060BL911 or</i> <i>RAL 7035 L.gray color = ELGWXXU6060LG911</i>
Standards	TS EN 61587-1
Load Carrying Capacity	100kg (It can carry 200kg with the D450 wall support bracket.) <b>PN: ELGW LG DDP 45</b>
Climatic Tests	C2
Industrial Atmosphere	A2
Static Mechanical Load Class	SL5 - LT5 -ST5 -NL5
Dynamic Mechanical Load Test	DL4V
Shock test	DL4S
Impact test	IK07
IP rating	IP 20



Elegant Wall 600 x 600 mm

Product Code	Product Description	Width ( W ) mm	Depth ( D ) mm	H:1 Inner Height (mm)	H:2 Out Height (mm)	H:3 Wall Mounting Hole Distance (mm)
ELGW04U6060CC911	Elegant Wall 19" 4U W=600 mm D=600 mm	600	600	177,8	259,75	100
ELGW07U6060CC911	Elegant Wall 19" 7U W=600 mm D=600 mm	600	600	311,15	393,1	200
ELGW09U6060CC911	Elegant Wall 19" 9U W=600 mm D=600 mm	600	600	400,05	482	300
ELGW12U6060CC911	Elegant Wall 19" 12U W=600 mm D=600 mm	600	600	533,4	615,35	400
ELGW16U6060CC911	Elegant Wall 19" 16U W=600 mm D=600 mm	600	600	711,2	793,15	600
ELGW20U6060CC911	Elegant Wall 19" 20U W=600 mm D=600 mm	600	600	889	970,95	800

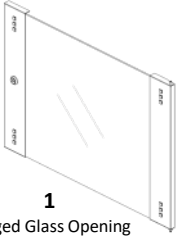
Exploded View



## ELEGANT WALL OPSİYONLARI

AAAA	XXU	WWDD	CC		X	X	X
					Front Door	Rear Door	Side Panel
ELGW	4U	6045	RAL 7035 WRY	LG	1 Hinged Glass Opening Front Door Metal Side Frames	1 Fixed Rear Door	1 Removable Side Panel
	7U	6060	RAL 9005 WRY	BL	2 Hinged Metal Front Door	2 Hinged Rear Door	
	9U				3 Hinged Full Framed Glass Front Door	3 Removable Rear Door	
	12U				9 Hinged %80 Flat Perforated Front Door		
	16U						
	20U						

## FRONT DOOR OPTIONS




**1**  
Hinged Glass Opening  
Front Door Metal Side  
Frames



**2**  
Hinged Metal  
Front Door

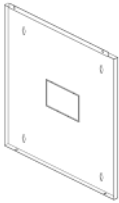


**3**  
Hinged Full Framed  
Glass Front Door



**9**  
Hinged %80 Flat  
Perforated Front  
Door

## REAR DOOR OPTIONS



**1**  
Fixed Rear  
Door

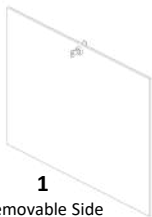


**2**  
Hinged Rear Door



**3**  
Removable Rear  
Door

## SIDE PANEL OPTIONS



**1**  
Removable Side  
Panel

ASSEMBLED

DISASSEMBLED



## TECHNICAL SPECIFICATIONS

### PROTECTION INDEX

- IP20 According to IEC 61587-1 :2016
- IEC 60529
- IP20 :Rigid test rod diameter of 2.5 mm, 100 mm long (as specified by the standard) is pushed against any openings of the enclosure with the force of 3N

### MECHANICAL PERFORMANCE

- EN 61587-1 15.01.2018
- Static mechanical load test (seviyesi SL5-LT5-ST5-NL5)
- Dynamic mechanical load test (Performance level DL4V) IEC 60068-2-6
- Shock test (IEC 60068-2-27: Ea; 1987) Performance level DL4S IEC 60068-2-27
- Impact test (IEC 60068-2-75 IEC62262) (Performance level IK07)
- Permissible load carrying capacity : 100kg

### CLIMATIC TESTS (Performance level C2)

- Cold (IEC 60068-2-1)
- Dry heat (IEC 60068-2-2)
- Damp heat cyclic (IEC 60068-2-30)

### INDUSTRIAL ATMOSPHERE (Performance level A2)

- Salt mist test IEC 60068-2-11
- Salt Spray Test TS EN ISO 9227
- Sulphur dioxide test and hydrogen sulphide test (IEC 60068-2-42, IEC 60068-2-43 and IEC 60068-2-49)

### GROUNDING CONTINUITY

EN 61587-1 / EN 61010-1

- The continuity of the protection circuit is in accordance with the standard regulations. The measured resistance was less than 0.1 Ohm.

### STANDARDS

1. **ISO9001-2015** Quality management system must be used in the production of 19" Rack cabinets
2. 19" Rack Cabinets must have a **TSE Certificate EN 61587-1 15.01.2018** standards
3. In addition, all of the main and auxiliary materials used in the manufacturing process must comply with the following standards

**Sheet metal:** TS EN ISO 9001:2008; TS EN 10130 :2006; DIN EN 1030- EQV; BS EN 1030-EQV; NF A36-401.

**Electrostatic Powder Paint:** EN 10143 EN 10169

**Ventilation Units ( Fan Unit )** "EMC EN55032:2015 & LVD EN IEC 62368-1: 2020 +A11:2020

**Connection Components** (screw, nut, washer etc.)" TS EN ISO 7045; TS EN ISO 4032; RoHS IEC 62321 "

**Locks Systems** "DIN-EN ISO 1043-1 PA6 GFR 30; DIN-EN 1774-ZnAl4Cu1.

## TECHNICAL SPECIFICATIONS

**Documents;** Manufacturer company, ISO 9001:2015 quality assurance system and EN 61587-1 15.01.2018 in the production of 10" cabinets.(Mechanical structures for electronic equipment) standards and submitted in the tender dossier.

**Standards:** : Cabinets must be 19" in ETSI and/or EIA 310-D standards.

**Main Frame and Profile Structure;** The main frame and profile structures will be manufactured to provide axial strength and resistance to external impacts. Profiles will be in the form of connecting to the top and bottom cases and will be screwed with M5 special head screws. Axial strengths shall be taken into account during the positioning of the mounting screws.

**Top ve Bottom Case:** The top and bottom should have a monoblock bended and welded structure that will increase the rigidity and strength of the cabinet. There should be a 50x150 mm cable entry with sliding cover on the cases. On the top case ventilation slots must be available for fan unit mounting and air outlet.

**Rear Door;** Fixed rear door with M-joint cable entry

**Side Panel;** It shall have a lockable, openable and removable structure.

**Front door;** It is tempered, secure, smoked, grinded, 4 mm glass. Increasing the strength of the door. It will have a screwed, metal snap-on frame structure holding the glass on the right and left of the glass. The front glass door can be opened at least 180 degrees, has a lockable and removable structure. The front door should be mounted to the right/left when desired.

**19" Mounting Rails:** It will be formed in D:450mm cabinets as 2 qty. at the front, in D:600mm cabinets 2 qty., at the front and 2 qty. at the rear. It will be manufactured with a precision of 1U:44.45 mm, with 9.5x9.5mm square hole, on CNC punch benches with +/- 0.01 precision. "U" dimensions should be marked with serigraphy on the front faces of 19" mounting rails. 19" mounting rails; it will be manufactured and assembled in such a way that it can move along the depth of the cabinet.

**Paint;** Cabinets will provide high resistance against impacts; It should be painted with electrostatic RAL9005 black powder paint or RAL7035 white powder paint. (ISO 9001:2015). It should withstand 1000 hours of salt test and test result reports should be documented. (TS EN 60068-2-11). On metal surfaces; Paint thickness of 80 +/- 5 microns should be provided and ASTM D523; ASTM D2794; DIN EN ISO 2811-1; ASTM D1186/D1400; It must be RAL9005 or RAL7035 and the results must be documented by TSE.

**Grounding;** All metal components in the cabinet must be electrically interconnected, and the grounding resistance must be maximum 0.1 ohm in accordance with the IEC 61010-1 / 6.5.1.3 standard.

**Areas of Usage;** Wall mounted cabinets will have a hole structure that allows adjustable levelling feet to be used freely on the ground.