





AX3000 Wi-Fi 6 Range Extender


Boost your Wi-Fi




RE705X

 Wi-Fi
Dead-Zone Killer

 160
MHz
↑↑↑ Wider
Channel Width

 Connect
More Devices^Δ

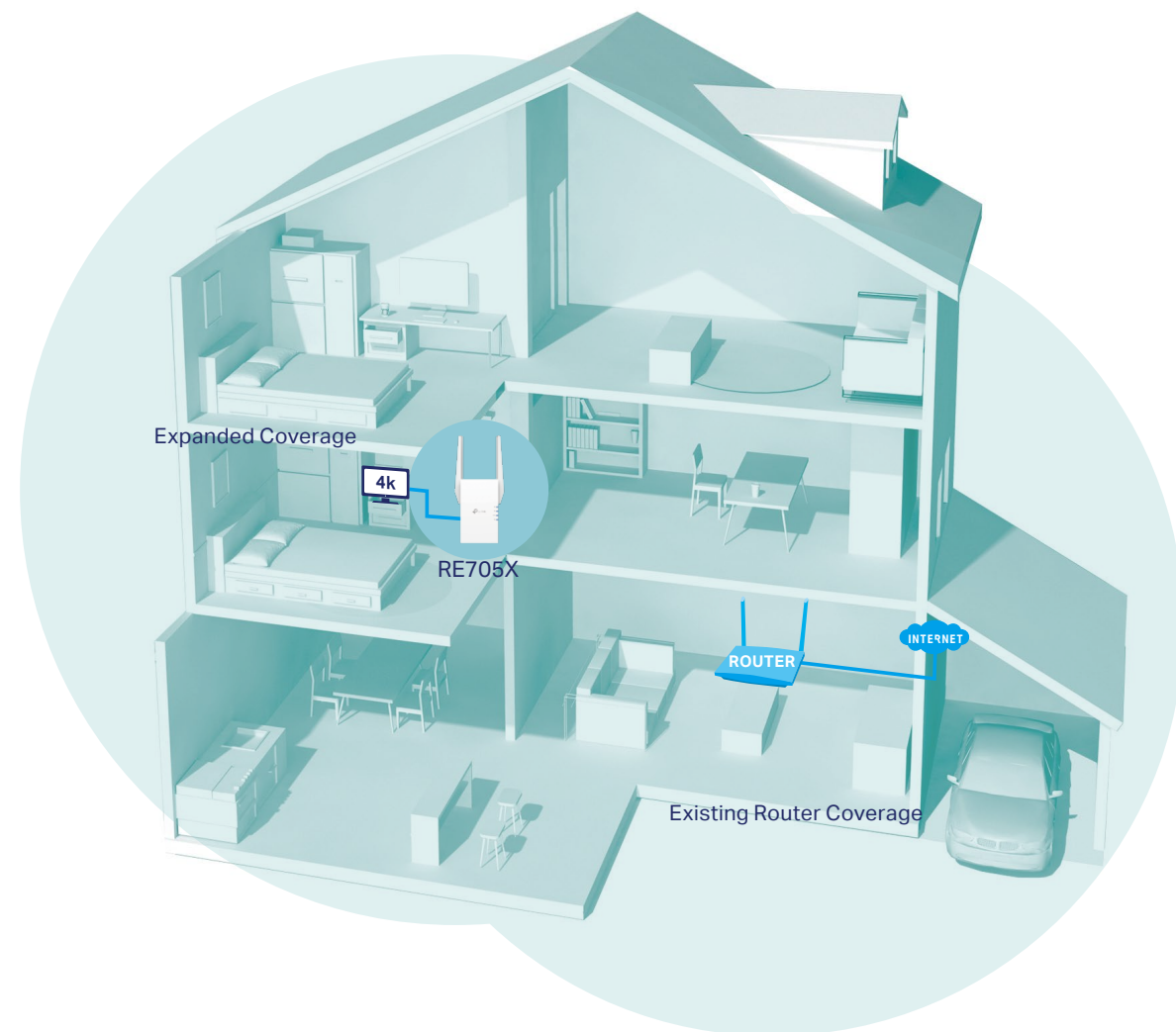
 Uninterrupted
Streaming[§]

 Easy Setup
Within Minutes

Highlights

Extend AX3000 Wi-Fi to Your Whole Home

Works with any Wi-Fi router to eliminate Wi-Fi dead zones, and blanket your home with stable, super-fast, seamless Wi-Fi via OneMesh™.



● Wi-Fi Coverage
— Ethernet Cable



Faster Wi-Fi 6 Speed

Experience explosive Wi-Fi speeds up to 3 Gbps with the wider 160 MHz channel.[†]



Larger Capacity

Wi-Fi 6 builds a more efficient network that increases the average throughput by 4 times and servers more devices.[^]



Ultra-Low Latency

Take advantage of ultra-low latency to enjoy smoother online experience.



Save Clients' Battery Power

Target Wake Time schedules the connection time of battery-powered devices to reduce their power consumption.*



Adaptive Path Selection

Keep your network running at top-speed by automatically choosing the fastest connection path to the router.



Access Point Mode

Create a new Wi-Fi access point to enhance your wired network with Wi-Fi capability.



Easy Setup Within Minutes

Easy setup and management via WPS button/Tether app/Web UI.

Highlights



RE705X is more than a traditional range extender. It creates a Mesh network by connecting to a OneMesh™ router for seamless whole-home coverage.



Wi-Fi Dead-Zone Killer

Eliminate weak signal areas with Wi-Fi coverage for the whole house.



Uninterrupted Roaming

Enjoy uninterrupted streaming, surfing, and more—even when moving around your home.



One Wi-Fi Name

Stay connected to the same network name in every room.



Easy Setup and Unified Management

Push the WPS button to set up a Mesh network you can manage from the Tether app or web UI.



Check more info about OneMesh technology and full list of OneMesh extenders/routers at: <https://www.tp-link.com/onemesh/RE705X>

*More compatible devices coming soon

Wi-Fi 6 Range Extender



Secure One-touch Connection (WPS)

Instantly connect the extender to a router without further configuration.

Smart Signal Indicator

See signal to find the best spot to extend Wi-Fi.


- Strong signal
- Weak signal

Gigabit Ethernet Port

Plug in to give wired device network access, ideal for high-bandwidth intensity.



Features



Ease of Use

- Intuitive Web UI – Ensures quick and simple installation without hassle
- Fast Encryption – One-touch wireless security encryption with the WPS button
- Hassle-free Management with Tether App – Network management is made easy with the TP-Link Tether App, available on any Android or iOS device
- Online Upgrade – Keeps you informed of the latest firmware and allows online updating on the web UI



Speed

- Ultimate Wireless Speed – Combined wireless speeds of up to 574 Mbps (over 2.4 GHz) and 2402 Mbps (over 5 GHz)[†]
- Support Wi-Fi 6 – Turbocharge your devices with wireless speeds of up to 3.0 Gbps
- Adaptive Path Selection – Keep your network running at top-speed by automatically choosing the fastest connection path to the router



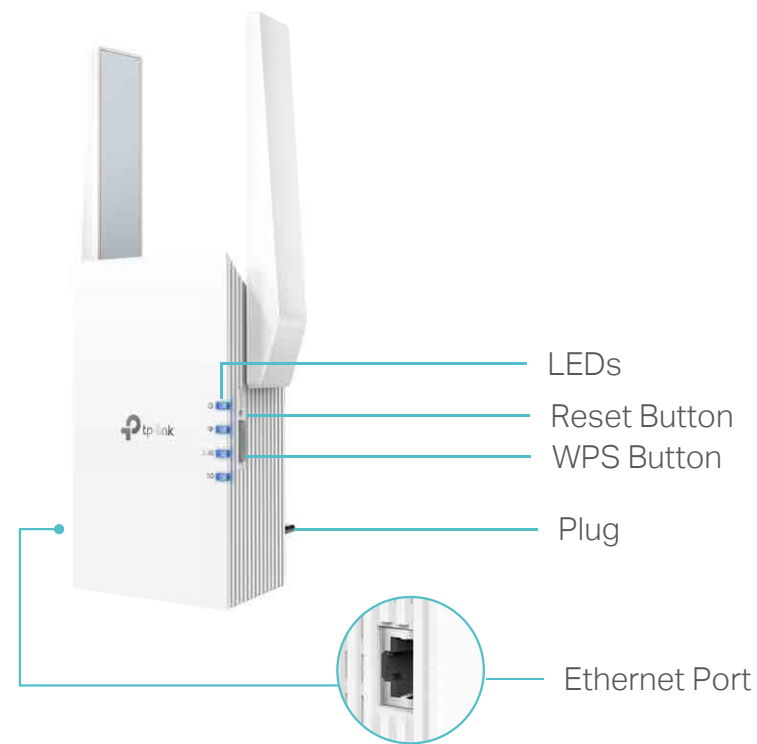
Reliability

- Simultaneous Dual Band – Separate Wi-Fi bands enable more devices to connect to your network without a drop in performance
- Reliable Connection – External antennas for optimal Wi-Fi coverage and reliable wireless connections
- Ultra-Low Latency – Take advantage of ultra-low latency to enjoy smoother online experience

Specifications

Hardware

- Button: WPS Button, Reset Button
- Port: 1 Gigabit Ethernet Port
- Antenna: 2 External Antennas
- Input Power: 100-240V~50/60Hz
- Power Consumption: 13.5W
- Dimensions (W × D × H): 2.9×1.8×4.9 in. (74.0×46×124.8 mm)



Wireless

- Wireless Standards: IEEE 802.11a/n/ac/ax 5 GHz, IEEE 802.11b/g/n/ax 2.4 GHz
- Frequency: 2.4 GHz and 5 GHz
- Signal Rate: 574 Mbps at 2.4 GHz, 2402 Mbps at 5 GHz
- Transmit Power: CE: 2.4GHz ≤16dBm, 5GHz ≤21dBm
- Reception Sensitivity:
5 GHz:
11a 6Mbps:-97dBm, 11a 54Mbps:-78dBm
11ax HE20 MCS0: -97dBm, 11ax HE20 MCS11: -66dBm
11ax HE40 MCS0: -94dBm, 11ax HE40 MCS11: -62dBm
11ax HE80 MCS0: -91dBm, 11ax HE80 MCS11: -61dBm
11ax HE160 MCS11: -59dBm
2.4 GHz:
11g 6Mbps:-96dBm, 11g 54Mbps:-78dBm
11ax HE20 MCS0: -95dBm, 11ax HE20 MCS11: -66dBm
11ax HE40 MCS0: -93dBm, 11ax HE40 MCS11: -62dBm
- Wireless Function: LED Control, Access Control, Power Schedule, Wi-Fi Coverage
- Wireless Security: WEP, WPA, WPA2, WPA3

Others

- Certification
CE, RoHS
- System Requirements
Microsoft Windows 98SE, NT, 2000, XP, Vista™ or Windows 7, 8, 8.1, 10, MAC OS, NetWare, UNIX or Linux
Internet Explorer 11, Firefox 12.0, Chrome 20.0, Safari 4.0, or other Java-enabled browser
- Package Contents
Wi-Fi Range Extender RE705X
Quick Installation Guide



For more information, please visit

<https://www.tp-link.com/home-networking/range-extender/RE705X/>

or scan the QR code left

©2022 TP-Link

[†]Maximum wireless signal rates are the physical rates derived from IEEE Standard 802.11 specifications. Actual wireless data throughput and wireless coverage per ft² are not guaranteed and will vary as a result of network conditions, client limitations, and environmental factors, including building materials, obstacles, volume and density of traffic, and client location.

[‡]The product may not be compatible with routers or gateways with firmware that has been altered, is based on open source programs, or is non-standard or outdated.

[§]Uninterrupted Roaming is designed for devices that support the 802.11k/v standard.

[¶]Up to 4x Capacity refers to 4x increase in median throughput under dense environment compared to 11ac wave 2 range extender.

^{*}Saving clients' battery power requires clients to also support the 802.11ax Wi-Fi standard. Actual power reduction may vary as a result of network conditions, client limitations, and environmental factors.

www.tp-link.com

TP-Link AX3000 Wi-Fi 6 Range Extender RE705X