

Access Point | Datasheet

EAP623-Outdoor HD

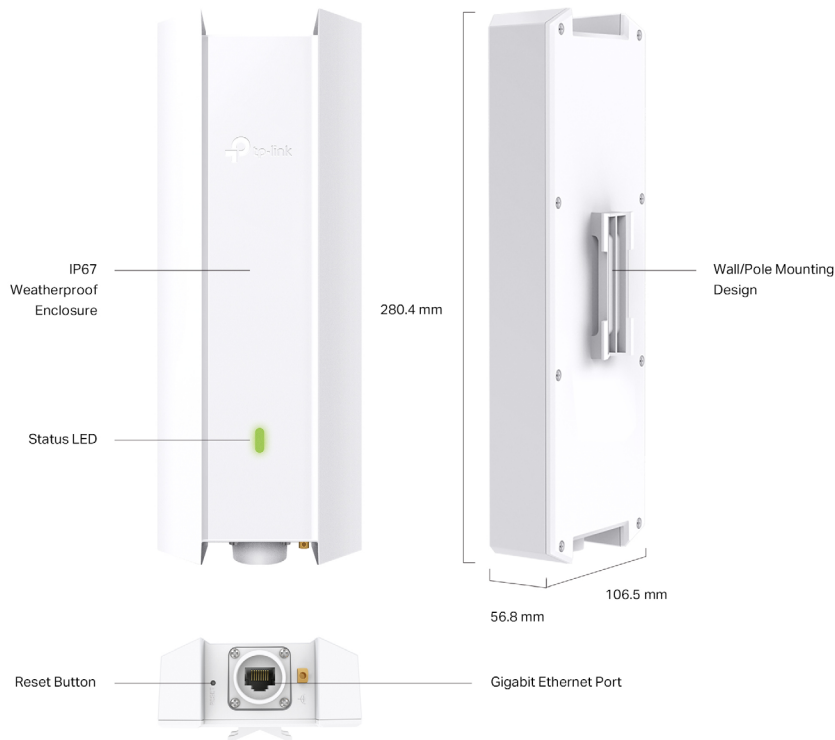
AX1800 Indoor/Outdoor Wi-Fi 6 Access Point



Highlights

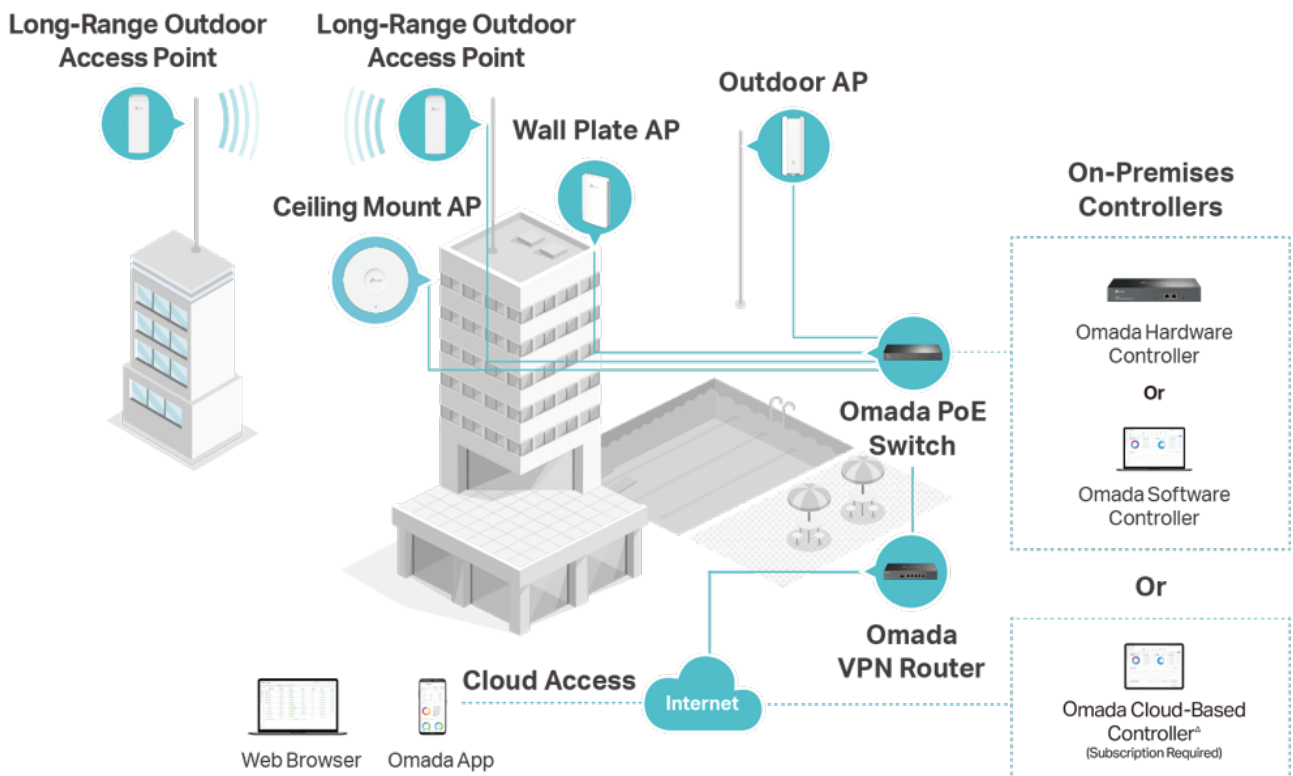
- Up to 1.8 Gbps WiFi 6 Speeds: 574 Mbps on 2.4 GHz + 1201 Mbps on 5 GHz.*
- Supports WiFi 6 technologies, such as 1024-QAM and OFDMA, etc.*
- High-density connectivity up to 1,000+ clients.*
- Long-range coverage with the high-power amplifier and smart antennas.
- Advanced Functions: Centralized management, Omada mesh, and seamless roaming.*
- PoE+ Powered: Supports 802.3at PoE (adapter not included).

Product Pictures



Omada Solution

TP-Link Omada provides one-stop access to high-quality services and high-performance products for small and medium-sized businesses, integrating complete network devices such as access points, switches, and routers. It's ideal for use in offices, hotels, schools, restaurants, and more.



Specifications

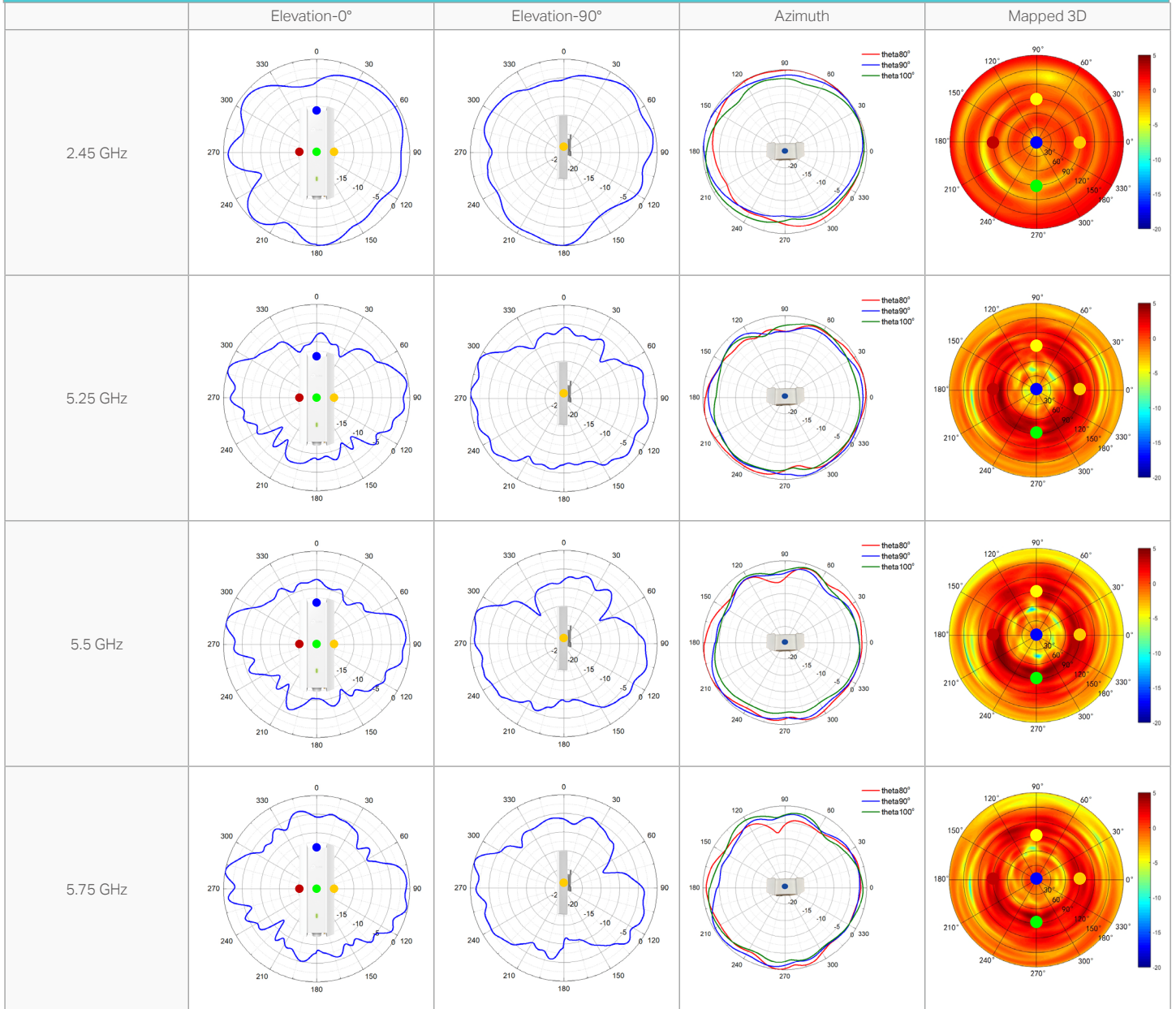
Model		EAP623-Outdoor
Name		AX1800 Indoor/Outdoor Wi-Fi 6 Access Point
Main Design	LAN Interfaces	1x Gigabit Ethernet Port
	Wi-Fi Standards	IEEE 802.11a/b/g/n/ac/ax
	Maximum Data Rate	574 Mbps (2.4 GHz) + 1201 Mbps (5 GHz)
	Wireless Client Capacity	1000+
	Bluetooth	Not supported
	Antennas	2 Internal Dual-Band Omni Antennas 2.4 GHz: 4.0 dBi; 5 GHz: 5.0 dBi
	Transmit Power	CE: < 20 dBm (2.4 GHz, EIRP), < 23 dBm (5 GHz Band1&2, EIRP), < 30dBm (5 GHz Band3, EIRP); FCC: < 25 dBm (2.4 GHz), < 25 dBm (5 GHz)
Reception Sensitivity	2.4GHz: 11ax HE20 MCS0:-94dBm;11ax HE20 MCS11:-65dBm 11ax HE40 MCS0:-91.5dBm;11ax HE40 MCS11:-62.5dBm 5GHz: 11ax HE20 MCS0:-93.5dBm;11ax HE20 MCS11:-63.5dBm 11ax HE40 MCS0:-90dBm;11ax HE40 MCS11:-60.5dBm 11ax HE80 MCS0:-87.5dBm;11ax HE80 MCS11:-57.5dBm	
Centralized Management	Omada Software Controller	•
	Omada Hardware Controller	•
	Omada APP	•
Security	Captive Portal Authentication	•
	Access Control	•
	Maximum number of MAC Filter	4000
	Wireless Isolation between Clients	•
	VLAN	•
	Rogue AP Detection	•
	Wireless Encryption	WPA-Personal/Enterprise, WPA2-Personal/Enterprise, WPA3-Personal/Enterprise
802.1X Support	•	

Model		EAP623-Outdoor
Wireless Function	Multiple SSIDs	16 (8 for each band)
	Channel	US: 2G:1 - 11 5G: 36,40,44,48,52,56,60,64,100,104,108,112,116,120,124,128,132,136,140,149,153,157,161,165 EU: 2G:1 - 13 5G: 36,40,44,48,52,56,60,64,100,104,108,112,116,120,124,128,132,136,140
	Enable/Disable Wireless Radio	•
	Enable/Disable SSID Broadcast	•
	Guest Network	•
	Automatic Channel Assignment	•
	Transmit Power Control	Adjust transmit Power on dBm
	QoS (WMM)	•
	Seamless Roaming	•
	Mesh	•
	Beamforming	•
	MU-MIMO	2x2 MU-MIMO DL
	OFDMA	UL/DL OFDMA
	Rate Limit	Based on SSID/Client
	Load Balance	•
	Airtime Fairness	•
	Band Steering	•
	RADIUS Accounting	•
	MAC Authentication	•
	Reboot Schedule	•
Wireless Schedule	•	
Wireless Statistics	•	
Static IP/Dynamic IP	•	
Support Data Rates	802.11ax	8 Mbps to 1201 Mbps (MCS0-MCS11, NSS = 1 to 2 HE20/40/80)
	802.11ac	6.5 Mbps to 1083.3 Mbps (MCS0-MCS9, NSS = 1 to 2 VHT20/40/80)
	802.11n	6.5 Mbps to 300 Mbps (MCS0-MCS15, HT20/40)
	802.11g	6, 9, 12, 18, 24, 36, 48, 54 Mbps
	802.11b	1, 2, 5.5, 11 Mbps
	802.11a	6, 9, 12, 18, 24, 36, 48, 54 Mbps
Management	LED ON/OFF Control	•
	Management MAC Access Control	•
	Web-based Management	•
	SNMP	v1, v2c, v3
	SSH	•
	Restore & Backup	•
	Firmware update via Web	•
	NTP	•
	System Log	•
	Email Alerts	•
Physical & Environment	Power Supply	802.3at PoE or 48V Passive PoE (PoE Adapter Not Included)
	Maximum Power Consumption	EU: 12.5W (802.3at PoE or Passive PoE) US: 14.7W (802.3at PoE or Passive PoE)
	Reset	•
	Mounting	Pole/Wall mouting (Kits included)

Model		EAP623-Outdoor
Others	Certifications	CE, FCC, RoHS
	Dimensions (W x D x H)	280.4 × 106.5 × 56.8 mm
	Net Weight	789g
	Enclosure Material / Rack Material	PC
	Lightning Protection	Air discharge: ±8kV Contact discharge: ±4kV Common mode 10/700: ±6kV
Environment	Operating Temperature: -30 °C–70 °C (-22 °F–158 °F); Storage Temperature: -40 °C–70 °C (-40 °F–158 °F); Operating Humidity: 10%–90% non-condensing; Storage Humidity: 5%–90% non-condensing;	

Antenna Radiation

EAP623-Outdoor HD



*EAP623-Outdoor HD is based on EAP610-Outdoor and adds a set of auxiliary antennas to combat outdoor interference. The two sets of antennas do not work at the same time, and the directivity of the auxiliary antenna will not be better than the original antenna.

Disclaimers

* Maximum wireless transmission rates are the physical rates derived from IEEE Standard 802.11 specifications. Range, coverage, and maximum quantity of connected devices are based on test results under normal usage conditions. Actual wireless data throughput, wireless coverage, and quantity of connected devices are not guaranteed and will vary as a result of 1) environmental factors, including building materials, physical objects, and obstacles; 2) network conditions, including local interference, volume and density of traffic, product location, network complexity, and network overhead; and 3) client limitations, including rated performance, location, connection quality, and client condition.

* Use of WiFi 6 (802.11ax) and its features, including OFDMA, and 1024-QAM, requires clients to support the corresponding features.

* The actual capacity depends on the wireless environment and client traffic and is generally less than the maximum number of client connections.

* Omada Mesh, Seamless Roaming, Cloud Access, and Captive Portal require the use of Omada SDN controllers. Go to Omada Mesh Product List to find all the models supported by Omada mesh technology, and refer to the User Guides for Omada SDN Controllers for configuration methods.

* Protection against lightning and electro-static discharge may be achieved through proper product setup, grounding and cable shielding. Refer to the instruction manual and consult an IT professional to assist with setting up this product.

* Actual network speed may be limited by the rate of the product's Ethernet WAN or LAN port, the rate supported by the network cable, Internet service provider factors and other environmental conditions.

* PoE budget calculations are based on laboratory testing. Actual PoE power budget is not guaranteed and will vary as a result of client limitations and environmental factors.

* MU-MIMO capability requires client devices that also support MU-MIMO.

Some models featured in this guide may be unavailable in your country or region. Visit TP-Link website for local sales information: <https://www.tp-link.com/>. Specifications are subject to change without notice.

© 2023 TP-Link