

# EAP | Datasheet

---

## EAP723

US: BE5000 Ceiling Mount Wi-Fi 7 Access Point

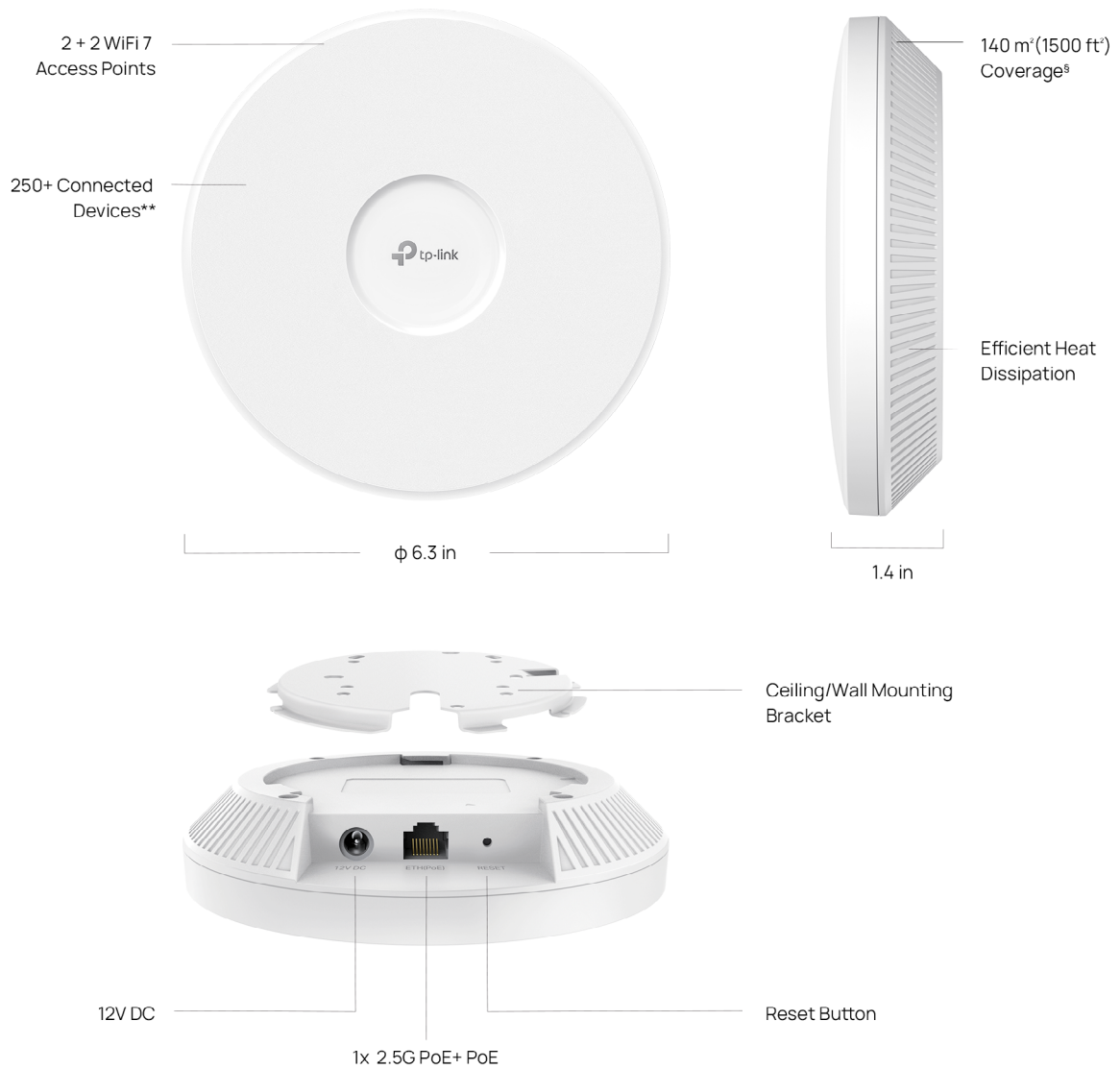
EU: BE3600 Ceiling Mount Wi-Fi 7 Access Point



## Highlights

- BE5000 Dual-Band Wi-Fi 7 for US and BE3600 Dual-Band Wi-Fi 7 for EU\*
- 1× 2.5G port unlocks the full potential of Wi-Fi 7.
- 240 MHz bandwidth for US / 160 MHz bandwidth for EU enables many more simultaneous transmissions.\*
- Multi-RUs ensure the high performance of your network.\*
- Advanced Functions: Centralized management, Mesh, and Seamless Roaming.\*

# Product Pictures

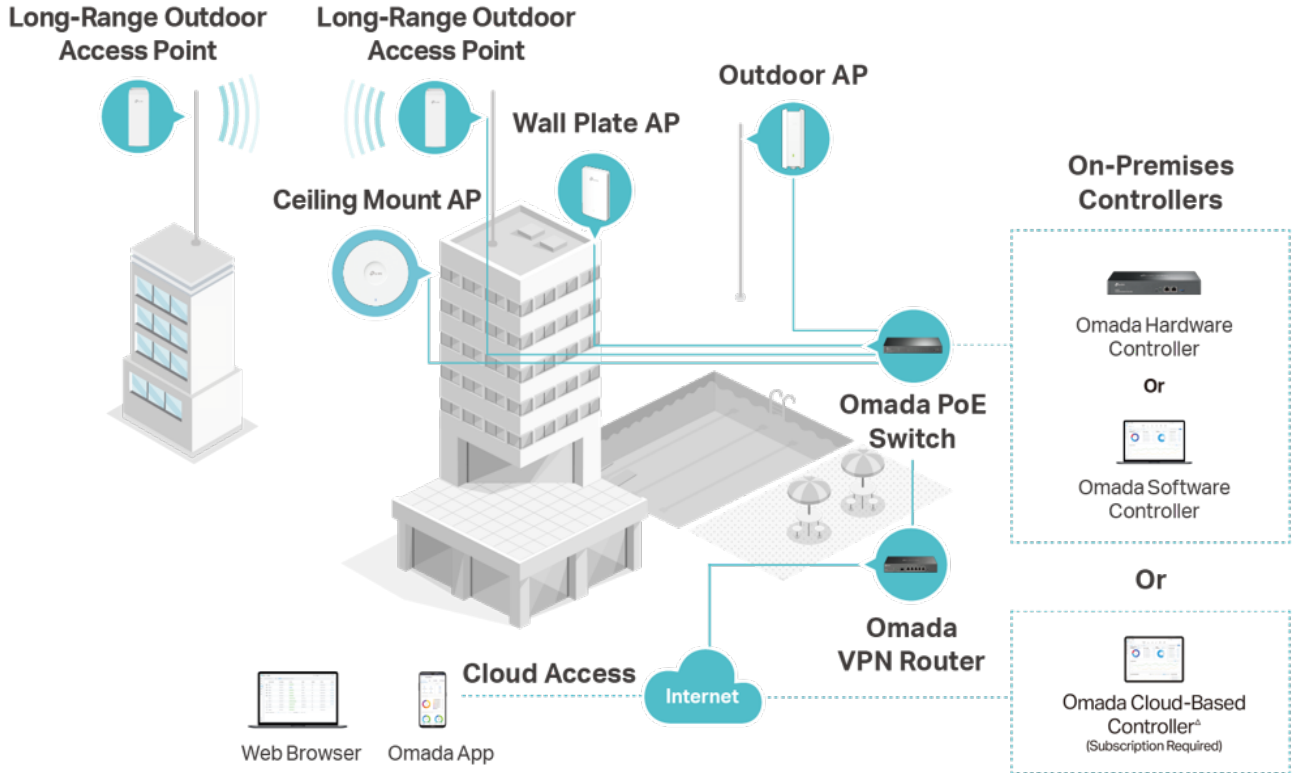


\*\*The actual capacity depends on the wireless environment and client traffic and is generally less than the maximum number of client connections.

§Coverage value is calculated based on laboratory testing. Actual coverage is not guaranteed and will vary as a result of client limitations and environmental factors.

# Omada Solution

Omada's Software Defined Networking (SDN) platform integrates network devices, including access points, switches, and gateways, providing 100% centralized cloud management. Omada creates a highly scalable network—all controlled from a single interface.



# Specifications

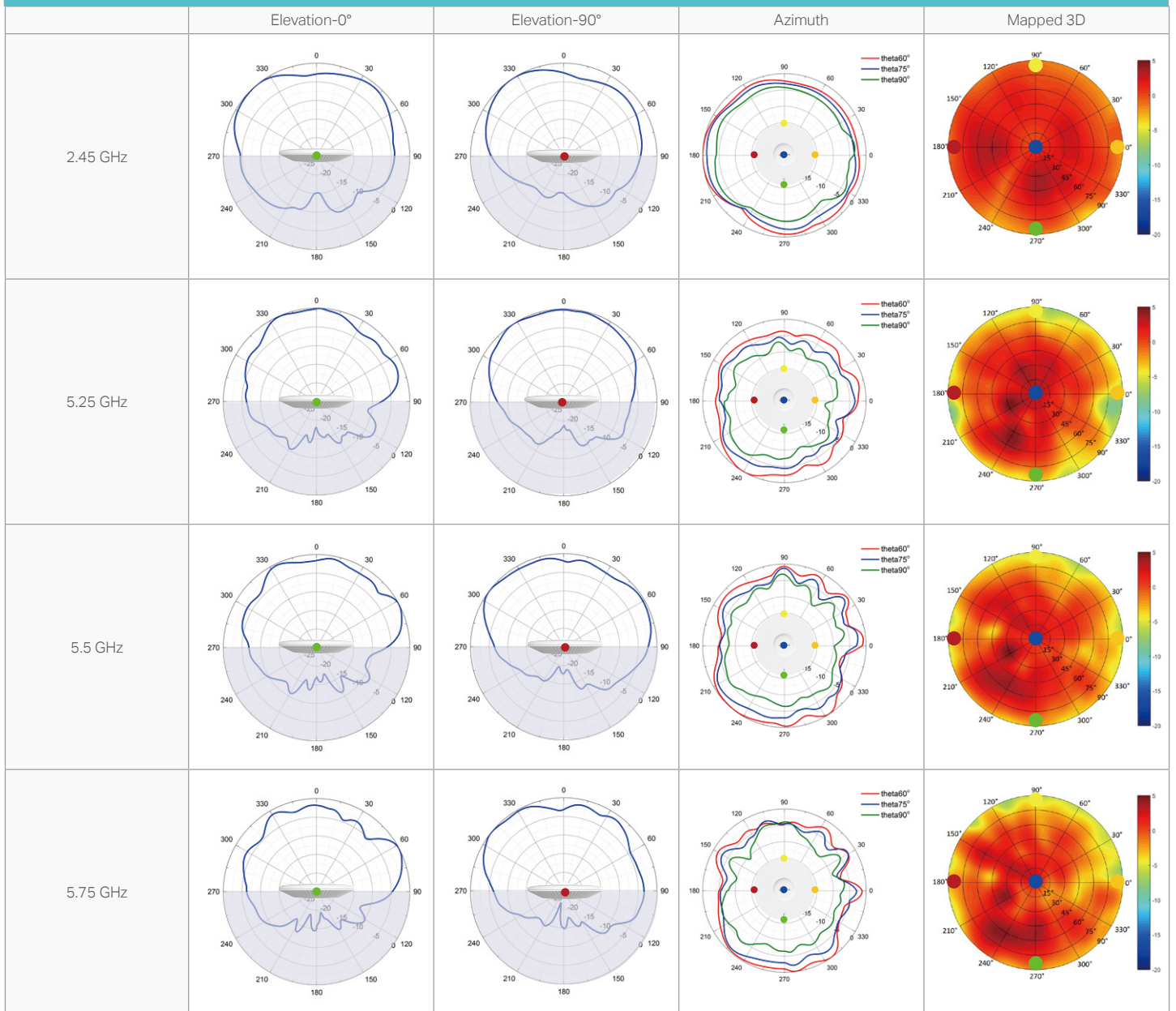
Model		EAP723
Name		US: BE5000 Ceiling Mount Wi-Fi 7 Access Point EU: BE3600 Ceiling Mount Wi-Fi 7 Access Point
Main Design	LAN Interfaces	1x 2.5Gbps Ethernet Port
	Wi-Fi Standards	IEEE 802.11 a/b/g/n/ac/ax/be
	Maximum Data Rate	US: 688 Mbps (2.4 GHz) + 4324 Mbps (5 GHz) EU: 688 Mbps (2.4 GHz) + 2882 Mbps (5 GHz)
	Wireless Client Capacity	2.4 GHz: 128, 5 GHz: 128
	Antennas	2.4 GHz: 2 × 4dBi, 5 GHz: 2 × 5dBi
	Bluetooth	1 × 3dBi, Bluetooth 5.2
	Transmit Power	CE: < 20 dBm (2.4 GHz, EIRP); < 23 dBm (5 GHz, band 1&band 2, EIRP); < 28 dBm (5 GHz, band 3, EIRP) FCC: <25dBm (2.4 GHz); <25dBm (5 GHz Band1&Band4); <24dBm (5 GHz Band2&Band3)
Reception Sensitivity	2.4 GHz: 11ax HE20MCS0:-96dBm; 11ax HE20MCS11:-66.5dBm 11ax HE40MCS0:-93dBm; 11ax HE40MCS11:-64dBm 5 GHz: 11be EHT20MCS0:-95.5dBm; 11be EHTMCS13:-65dBm 11be EHT40MCS0:-93dBm; 11be EHT40MCS13:-62dBm 11be EHT80MCS0:-90dBm; 11be EHT80MCS13:-59dBm 11be EHT160MCS0:-87dBm; 11be EHT160MCS13:-57dBm	
Centralized Management	Omada Software Controller	•
	Omada Hardware Controller	•
	Omada APP	•
Security	Captive Portal Authentication	•
	Access Control	•
	Maximum number of MAC Filter	4000
	Wireless Isolation between Clients	•
	VLAN	•
	Rogue AP Detection	•
Wireless Encryption	WPA-Personal/Enterprise, WPA2-Personal/Enterprise, WPA3-Personal/Enterprise	

Model		EAP723
Wireless Function	Multiple SSIDs	16 (8 on each band)
	Channel	EU: 2.4 GHz: 1~13; 5 GHz: 36~140 US: 2.4 GHz: 1~11; 5 GHz: 36~165
	Enable/Disable Wireless Radio	•
	Enable/Disable SSID Broadcast	•
	Guest Network	•
	Automatic Channel Assignment	•
	Transmit Power Control	Adjust transmit Power on dBm
	QoS (WMM)	•
	Seamless Roaming	•
	Mesh	•
	Beamforming	•
	MU-MIMO	2*2 (5 GHz) DL/UL MU-MIMO
	MIMO	2*2 (2.4 GHz/5 GHz) MIMO
	OFDMA	DL/UL OFDMA
	Rate Limit	Based on SSID/Client
	Load Balance	•
	Airtime Fairness	•
	Band Steering	•
	RADIUS Accounting	•
	MAC Authentication	•
Reboot Schedule	•	
Wireless Schedule	•	
Wireless Statistics	•	
Static IP/Dynamic IP	•	
Support Data Rates	802.11be	2.4 GHz Band: 8Mbps to 688Mbps(MCS0-MCS13,NSS=1 to 2 BE20/40) 5 GHz Band: EU: 8Mbps to 2882Mbps(MCS0—MCS13,NSS=1 to 2 EHT20/40/80/160) US: 8Mbps to 4324Mbps(MCS0—MCS13,NSS=1 to 2 EHT20/40/80/160/240)
	802.11ax	2.4 GHz Band: 8Mbps to 574Mbps(MCS0—MCS11,NSS=1 to 2 HE20/40) 5 GHz Band: 8Mbps to 2402Mbps(MCS0—MCS11, NSS=1 to 2 HE20/40/80/160)
	802.11ac	6.5Mbps to 2166.7Mbps(MCS0—MCS11,NSS=1 to 2 VHT20/40/80/160)
	802.11n	6.5Mbps to 300Mbps(MCS0—MCS15,HT20/40)
	802.11g	6, 9, 12, 18, 24, 36, 48, 54 Mbps
	802.11b	1, 2, 5.5, 11 Mbps
	802.11a	6, 9, 12, 18, 24, 36, 48, 54 Mbps

Model		EAP723
Management	LED ON/OFF Control	•
	Management MAC Access Control	•
	Web-based Management	•
	SNMP	v1, v2c, v3
	SSH	•
	Restore & Backup	•
	Firmware update via Web	•
	NTP	•
	System Log	•
	Email Alerts	•
Physical & Environment	Power Supply	802.3at PoE or 12V/1.5A DC DC Power Adapter Is Not Included
	Maximum Power Consumption	EU: 18.6W (For PoE); 16.0W (For DC) US: 19.5W (For PoE); 16.8W (For DC)
	Reset	•
	Mounting	Ceiling / Wall mouting (Kits included)
Others	Certifications	CE, FCC, RoHS, IC
	Dimensions (W x D x H)	160 x 160 x 36.7 mm
	Net Weight	412g
	Enclosure Material / Rack Material	Top cover: PC Bottom shell: aluminum alloy Mounting rack: stainless steel
	Lightning Protection	4KV
Environment	Operating Temperature: 0 °C–40 °C (32 °F–104 °F); Storage Temperature: -40 °C–70 °C (-40 °F–158 °F); Operating Humidity: 10%–90% non-condensing; Storage Humidity: 5%–90% non-condensing;	

# Antenna Radiation Patterns

EAP723



# Disclaimers

- \* Maximum wireless signal rates are the physical rates derived from IEEE Standard 802.11 specifications. Actual wireless data throughput and wireless coverage are not guaranteed and will vary as a result of 1) environmental factors, including building materials, physical objects, and obstacles, 2) network conditions, including local interference, volume and density of traffic, product location, network complexity, and network overhead, and 3) client limitations, including rated performance, location, connection, quality, and client condition.
- \* Use of Wi-Fi 7 (802.11be) and features including 240 MHz Bandwidth / 160 MHz Bandwidth, 4K-QAM, Multi-RUs, OFDMA and MU-MIMO requires clients to also support the corresponding features.
- \* The actual capacity depends on the wireless environment and client traffic and is generally less than the maximum number of client connections.
- \* Coverage value is calculated based on laboratory testing. Actual coverage is not guaranteed and will vary as a result of client limitations and environmental factors.
- \* Omada Mesh, Seamless Roaming, Captive Portal, and Cloud Access require the use of an Omada SDN controller. Please refer to the User Guides of Omada SDN controllers for configuration methods.
- \* PoE budget calculations are based on laboratory testing. Actual PoE power budget is not guaranteed and will vary as a result of client limitations and environmental factors.

Some models featured in this guide may be unavailable in your country or region. Visit TP-Link website for local sales information: <https://www.tp-link.com>. Specifications are subject to change without notice.

© 2024 TP-Link