




DATASHEET
Standard cable
management

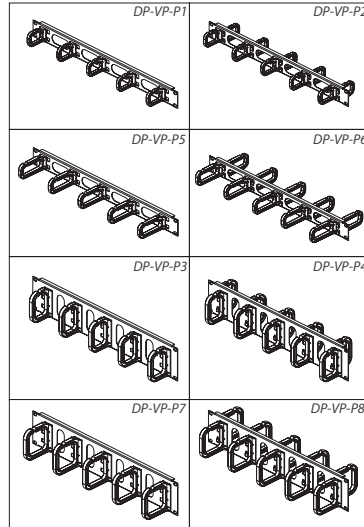
CONTEG

STANDARD CABLE MANAGEMENT

19" WIRE MANAGEMENT PANELS WITH PLASTIC BRACKETS



DP-VP-P



- Used for storing and managing cables horizontally within the rack
- Height: 1U or 2U
- Available in "front only" and "front and rear" variables
- 5 plastic brackets per side
- Oval openings in panel allow front to rear cabling
- Color: wire management panels – black powder-coated RAL 9005; brackets—black, orange (OR), green (GN)

| Code | H (in U) | Type | Hook sizes H × D (mm) | # of brackets | Package |
|-------------|----------|------------|-----------------------|---------------|---------|
| DP-VP-P1 | 1 | Front only | 40 × 50 | 5 | 1ks |
| DP-VP-P1-OR | 1 | Front only | 40 × 50 | 5 | 1ks |
| DP-VP-P1-GN | 1 | Front only | 40 × 50 | 5 | 1ks |
| DP-VP-P2 | 1 | Both sides | 40 × 50 | 10 | 1ks |
| DP-VP-P3 | 2 | Front only | 80 × 60 | 5 | 1ks |
| DP-VP-P4 | 2 | Both sides | 80 × 60 | 10 | 1ks |
| DP-VP-P5 | 1 | Front only | 40 × 80 | 5 | 1ks |
| DP-VP-P5-OR | 1 | Front only | 40 × 80 | 5 | 1ks |
| DP-VP-P5-GN | 1 | Front only | 40 × 80 | 5 | 1ks |
| DP-VP-P6 | 1 | Both sides | 40 × 80 | 10 | 1ks |
| DP-VP-P7 | 2 | Front only | 80 × 80 | 5 | 1ks |
| DP-VP-P8 | 2 | Both sides | 80 × 80 | 10 | 1ks |

PLASTIC CABLE BRACKETS

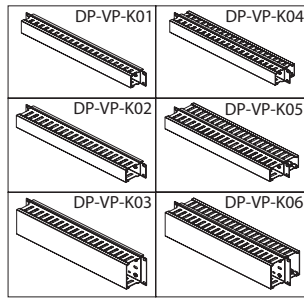


| | | | |
|-------------|-------------|-------------|-------------|
| VO-P1-40/50 | VO-P5-40/80 | VO-P3-80/60 | VO-P7-80/80 |
| VO-P2-40/50 | VO-P6-40/80 | VO-P4-80/60 | VO-P8-80/80 |
| VO-40/50 | VO-40/80 | VO-80/60 | VO-80/80 |

- Mounted on 19" vertical extrusions for management of horizontal and vertical cabling within the rack
- Types: a) For managing vertical cables
b) For managing horizontal cables
- Equipped with metal flange for installing onto 19" vertical extrusions
- Color: black powder-coated RAL 9005; black brackets

| Code | H (mm) | D (mm) | Orientation | Package |
|-------------|--------|--------|-------------|---------|
| VO-P1-40/50 | 40 | 50 | Horizontal | 10 pcs |
| VO-P2-40/50 | 40 | 50 | Vertical | 10 pcs |
| VO-P3-80/60 | 80 | 60 | Horizontal | 10 pcs |
| VO-P4-80/60 | 80 | 60 | Vertical | 10 pcs |
| VO-P5-40/80 | 40 | 80 | Horizontal | 10 pcs |
| VO-P6-40/80 | 40 | 80 | Vertical | 10 pcs |
| VO-P7-80/80 | 80 | 80 | Horizontal | 10 pcs |
| VO-P8-80/80 | 80 | 80 | Vertical | 10 pcs |

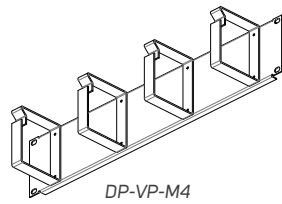
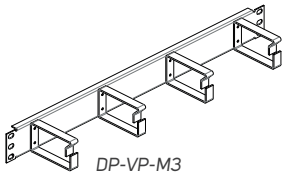
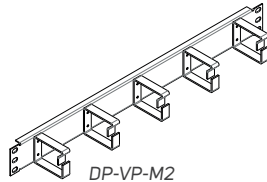
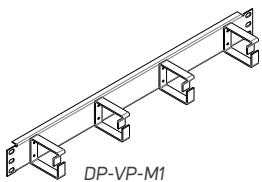
19" WIRE MANAGEMENT PANELS WITH PLASTIC DUCTS



- Used for storing and managing cables horizontally within the rack
- Height: 1U or 2U
- Available in "front-only" and "front-and-rear" variables
- Plastic duct for cable managing
- Oval openings in panel allow front to rear cable passage
- Color: black powder-coated RAL 9005

| Code | H (in U) | Type | Duct sizes H × D (mm) | Package |
|-----------|----------|------------|-----------------------|---------|
| DP-VP-K01 | 1 | Front only | 40 × 40 | 1 pc |
| DP-VP-K02 | 1 | Front only | 40 × 60 | 1 pc |
| DP-VP-K03 | 2 | Front only | 80 × 60 | 1 pc |
| DP-VP-K04 | 1 | Both sides | 40 × 40 | 1 pc |
| DP-VP-K05 | 1 | Both sides | 40 × 60 | 1 pc |
| DP-VP-K06 | 2 | Both sides | 80 × 60 | 1 pc |

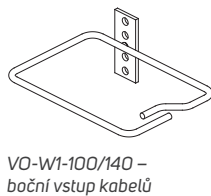
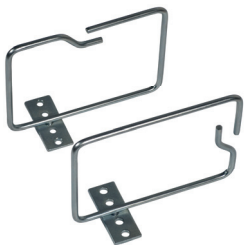
WIRE MANAGEMENT PANELS WITH METAL BRACKETS



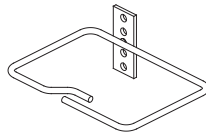
- Used for storing and managing cables horizontally within the rack
- Height: 1U or 2U
- Available in "front only"
- 4 or 5 metal brackets per side
- Full panel without openings
- Color: black powder-coated RAL 9005

| Code | H (in U) | Hook sizes H × D (mm) | Number of brackets | Package |
|----------|----------|-----------------------|--------------------|---------|
| DP-VP-M1 | 1 | 44 × 55 | 4 | 1 pc |
| DP-VP-M2 | 1 | 44 × 55 | 5 | 1 pc |
| DP-VP-M3 | 1 | 44 × 76 | 4 | 1 pc |
| DP-VP-M4 | 2 | 88 × 76 | 4 | 1 pc |

METAL CABLE BRACKETS



VO-W1-100/140 –
boční vstup kabelů



VO-W2-100/140 –
přední vstup kabelů

- Mounted on 19" vertical extrusions; used for vertical cable management in racks
- One-chamber dimensions 100×100 or 100×140 mm with front or side cable entry
- Two-chamber dimensions 230×100 or 300×100 mm with side cable entry
- Flange with 4 holes for installation on front or side of 19" vertical extrusion
- Zinc-plated

| Code | Dimensions (mm) | | Cable entry | Package |
|---------------|-----------------|-----|-------------|---------|
| | W | D | | |
| VO-W1-100/140 | 140 | 100 | side | 10 pcs |
| VO-W2-100/140 | 140 | 100 | front | 10 pcs |
| VO-W2-100/100 | 100 | 100 | front | 10 pcs |
| VO-W3-100/230 | 230 | 100 | 2× side | 10 pcs |
| VO-W3-100/300 | 300 | 100 | 2× side | 10 pcs |

VERTICAL WIRE MANAGEMENT PANELS AND CABLE BRACKET HOLDERS



HVMP-42



HVMF 42U

- Used for installation of vertical wire management panels, cable brackets (ordered separately) or additional 19" space in 800 mm wide free-standing racks
- Two designs: HVMF and HVMP
- HVMF—ready for cable management; compatible with VO-XX/YY and DP-VP-VR-XX
- HVMP—additional 3×1U 19" space (load rating 5 kg per position); compatible with separation frame
- Color: black powder-coated RAL 9005

| Code | Rack height (in U) | Package |
|---------|--------------------|---------|
| HVMF-15 | 15 | 1 pair |
| HVMF-21 | 21 | 1 pair |
| HVMF-27 | 27 | 1 pair |
| HVMF-33 | 33 | 1 pair |
| HVMF-42 | 42 | 1 pair |
| HVMF-45 | 45 | 1 pair |
| HVMF-48 | 48 | 1 pair |
| HVMP-42 | 42 | 1 pair |
| HVMP-45 | 45 | 1 pair |
| HVMP-48 | 48 | 1 pair |

VERTICAL WIRE MANAGEMENT PANELS

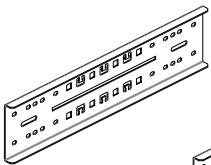


DP-VP-VR-42U

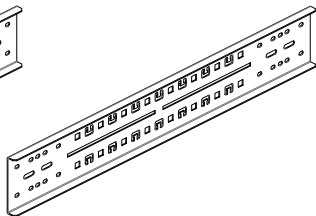
- Used for storing and managing cables vertically in 800 mm wide free-standing racks
- For racks 15–48U high
- 80 × 60 mm plastic duct for cable management
- Oval openings in base of ducts allow front to rear cabling
- Ducts with a minimum height of 33U have divided covers for easier handling
- Installed onto front of vertical extrusions using vertical wire holder; management panels (HVMF)—ordered separately

| Code | Rack height (in U) | Package |
|-------------|--------------------|---------|
| DP-VP-VR-15 | 15 | 1 pc |
| DP-VP-VR-21 | 21 | 1 pc |
| DP-VP-VR-27 | 27 | 1 pc |
| DP-VP-VR-33 | 33 | 1 pc |
| DP-VP-VR-42 | 42 | 1 pc |
| DP-VP-VR-45 | 45, 48 | 1 pc |

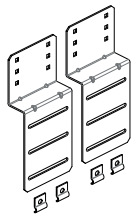
HORIZONTAL CABLE TRAY AND SIDE CABLE MANAGEMENT HOLDERS



HVMS-H-600



HVMS-H-800



HVMS-H-A

- HVMS-H-A: holder for HVMS-B, DP-UL at RSF or iSEVEN SERVER series with A-type extrusions, mounted on horizontal holders
- HVMS-H: for all rack series (recommended for RM7 and RI7), mounted on vertical extrusions
- Mounting kit included

| Code | Used in rack sizes (mm) | | Package |
|------------|---------------------------|----------------------|---------|
| | RSF with A extrusions/RDF | iSEVEN family | |
| HVMS-H-A | All sizes | – | 1 pair |
| HVMS-H-600 | – | 600 × 600, 800 × 600 | 1 pair |
| HVMS-H-800 | 800 × 800 | 600 × 800, 800 × 800 | 1 pair |

SIDE CABLE PERFORATED PANELS FOR A-TYPE EXTRUSIONS




DP-VV-A-42

- Used for storing and managing cables vertically within the rack
- Used in free-standing racks 42–48U in high
- Available width—100 mm
- Installation directly in top and bottom frame of the PREMIUM rack or iSEVEN SERVER (with A type extrusions only)
- Installation kit is included in delivery

| Code | Used in rack height (U) | Package |
|------------|-------------------------|---------|
| DP-VV-A-42 | 42 | 1 pc |
| DP-VV-A-45 | 45 | 1 pc |
| DP-VV-A-48 | 48 | 1 pc |

CABLE BASKET TRAYS



HVMS-B

- Cable basket trays HVMS-B are used to guide and support vertical cables in free-standing racks between 19" extrusions and side panels
- 140 × 30 mm (W × D); can be mounted between horizontal holder and side panel
- 300 × 60 mm and 400 × 60 mm (W × D); mounted on inner side of horizontal holder
- 140 × 60 mm (W × D); mounted on inner side of horizontal holder
- Produced for rack sizes 15–48U
- Mounted on holders of vertical extrusions—RDF/RI7/RM7 and RSF with T or U extrusion option; at RSF and iSEVEN SERVER with A-type extrusions, use with HVMS-H-A
- Set of fittings (included)
- Package includes:
 - Set 1: 1× cable basket, 2× holders
 - Set 2: 1× cable basket, 4× holders

| Code | Dimensions (mm) | | | Used in rack height (U) | Package |
|--------------------|-----------------|-----|----|-------------------------|---------------|
| | H | W | D | | |
| HVMS-B-600-140/30 | 605 | 170 | 35 | 15 | 1 pc of set 1 |
| HVMS-B-800-140/30 | 805 | 170 | 35 | 21 | 1 pc of set 1 |
| HVMS-B-1000-140/30 | 1005 | 170 | 35 | 27 | 1 pc of set 1 |
| HVMS-B-1400-140/30 | 1405 | 170 | 35 | 33 | 1 pc of set 1 |
| HVMS-B-1800-140/30 | 1805 | 170 | 35 | 42, 45, 48 | 1 pc of set 1 |
| HVMS-B-600-140/60 | 605 | 170 | 65 | 15 | 1 pc of set 1 |
| HVMS-B-800-140/60 | 805 | 170 | 65 | 21 | 1 pc of set 1 |
| HVMS-B-1000-140/60 | 1005 | 170 | 65 | 27 | 1 pc of set 1 |
| HVMS-B-1400-140/60 | 1405 | 170 | 65 | 33 | 1 pc of set 1 |
| HVMS-B-1800-140/60 | 1805 | 170 | 65 | 42, 45, 48 | 1 pc of set 1 |
| HVMS-B-1800-300/60 | 1805 | 325 | 65 | 42, 45, 48 | 1 pc of set 2 |
| HVMS-B-1800-400/60 | 1805 | 425 | 65 | 42, 45, 48 | 1 pc of set 2 |

SIDE CABLE PERFORATED PANELS



DP-VV-42U/300

- Panels DP-VV are used to guide and support vertical cables in free-standing racks between 19" extrusions and side panels
- Used in free-standing racks 15–48U in height
- Available widths—150 mm and 300 mm
- Installation either directly in top and bottom frame of the rack (OPTIMAL/PREMIUM racks series only) or on vertical extrusion holders (all free-standing rack series)
- Installation kit included in delivery

| Code | | Used in rack height (U) | Package |
|--------------------|--------------------|-------------------------|---------|
| Panel width 150 mm | Panel width 300 mm | | |
| DP-VV-15U/150 | DP-VV-15U/300 | 15 | 1 pc |
| DP-VV-21U/150 | DP-VV-21U/300 | 21 | 1 pc |
| DP-VV-27U/150 | DP-VV-27U/300 | 27 | 1 pc |
| DP-VV-33U/150 | DP-VV-33U/300 | 33 | 1 pc |
| DP-VV-42U/150 | DP-VV-42U/300 | 42 | 1 pc |
| DP-VV-45U/150 | DP-VV-45U/300 | 45 | 1 pc |
| DP-VV-48U/150 | DP-VV-48U/300 | 48 | 1 pc |

SIDE CABLE GRIDS



HVMS-CH

- Used for managing cables in the sides of rack behind the 19" extrusions
- Installation possible in racks 600, 800 and 1000 mm deep
- Installation kit included in delivery
- Cable ties not included in delivery
- Package includes: 1× cable grid, 4× holder

| Code | Dimensions (mm) | Used in rack depths (mm) | Package |
|-------------|-----------------|--------------------------|---------|
| HVMS-CH-400 | 404 × 181 | 600, 800, 1000 | 1 pc |
| HVMS-CH-500 | 504 × 181 | 600, 800, 1000 | 1 pc |
| HVMS-CH-600 | 604 × 181 | 800, 1000 | 1 pc |
| HVMS-CH-700 | 704 × 181 | 800, 1000 | 1 pc |
| HVMS-CH-800 | 804 × 181 | 1000 | 1 pc |



CONTEG, spol. s r.o.

Headquarters:

Na Vitezne plani 1719/4
140 00 Prague 4
Czech Republic

Production plant:

K Silu 2179
393 01 Pelhrimov
Czech Republic

Tel.: +420 565 300 362

conteg@conteg.com

www.conteg.com

CONTEG