



Elegant Trio 19inch Free Standing Rack Cabinet H:42U W:600 x D:1000

- Glass single front door
- Metal single rear door
- Optional perforated front and rear doors
- Removable and lockable side doors
- Optional fan-unit into the roof or 19inch rack mount type fan unit
- Bottom case with cable entry with sliding cover
- 2 sets of 19" mounting rails are adjustable throughout the entire depth of the cabinet, multi folded 1,50mm thickness
- High load carrying capacity (standard 600kg)

List Code : ELGT42U6010CC111

Technical Data

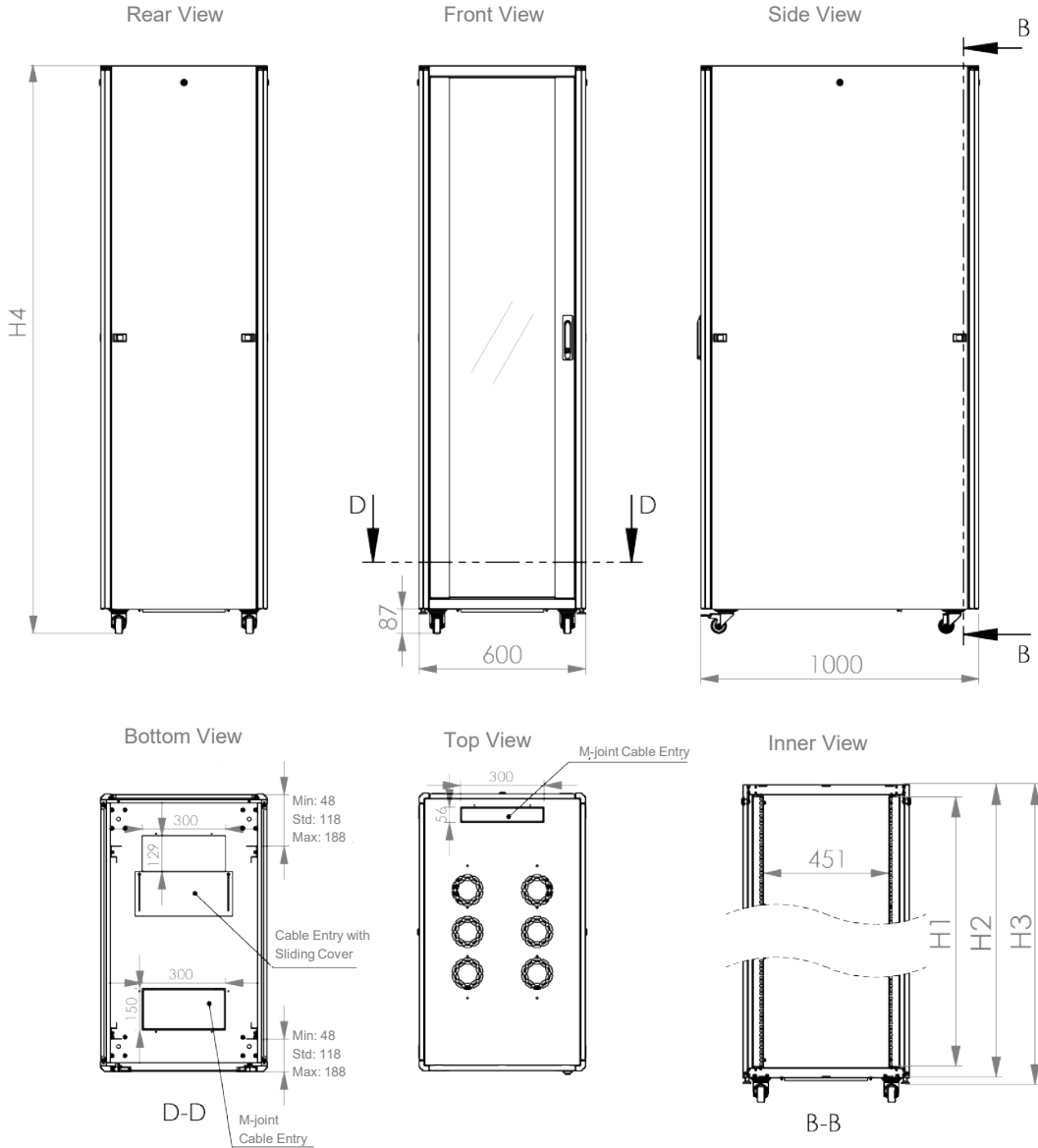
Dimensions HxWxD in mm	H:1955mm W:600mm D:1000mm (Check 2nd page for different height options)
Height in U	42U
Color	<i>RAL 9005 Black color = ELGT42U6010BL111 or RAL 7035 L.gray color = ELGT42U6010LG111</i>
Grounding continuity Standards	In accordance with the standard EN 61587-1: 2012 / EN 61010-1 / IEC 60917- IEC 60297 ISO9001-2015 TS EN 61587-1 :2012, 5.2.1 and 5.2.2 CE According the IEC/ISO 17050 & EN 60335-1

Mechanical Characteristics

Material	Sheet Steel, TS EN 10130 :2006
Inside height in mm	1870,10
Outside height in mm	1955
Load Carrying Capacity	600kg / 1322lbs
IP rating	IP20

We are responding the needs of users with choice of 5 different height dimensions.

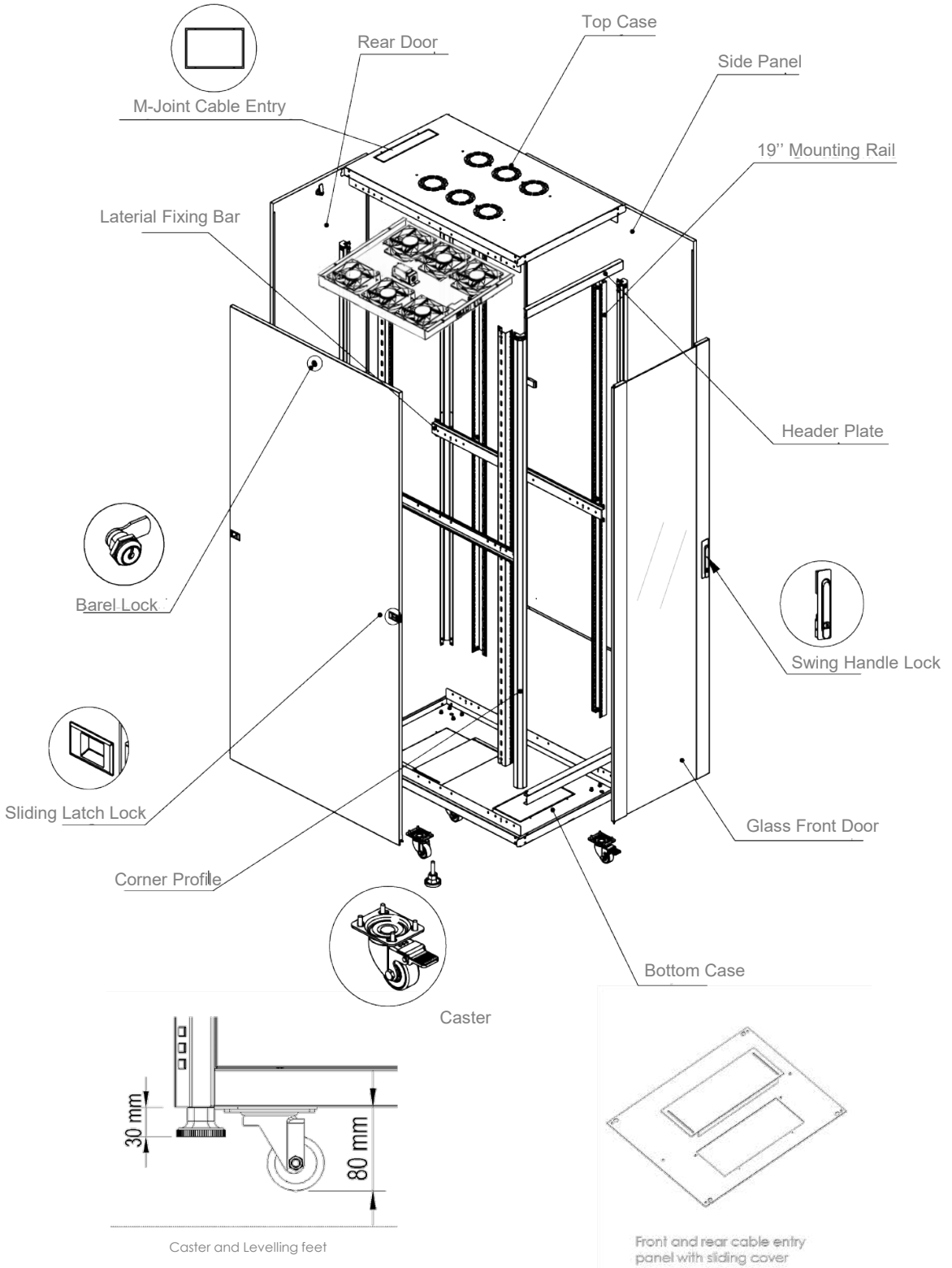
Height : 20U-26U-32U-36U-42U
Width : 600mm
Depth : 1000mm



ELEGANT TRIO 600 x 1000 mm

Product Code	Product Description	Width (W) mm	Depth (D) mm	H:1 Inner Height (mm)	H:2 Out Height (mm)	H:3 Out height with levelling feet	H:4 Out height with castor set
ELGT26U6010CC111	Elegant Trio 19" 26U W=600 mm D=1000 mm	600	1000	1158,9	1243,8	1273,8	1324
ELGT32U6010CC111	Elegant Trio 19" 32U W=600 mm D=1000 mm	600	1000	1425,6	1510,5	1540,5	1591
ELGT36U6010CC111	Elegant Trio 19" 36U W=600 mm D=1000 mm	600	1000	1603,4	1688,3	1718,3	1769
ELGT42U6010CC111	Elegant Trio 19" 42U W=600 mm D=1000 mm	600	1000	1870,1	1955	1985	2035
ELGT26U6010CC111	Elegant Trio 19" 26U W=600 mm D=1000 mm	600	1000	1158,9	1243,8	1273,8	1324

Exploded View



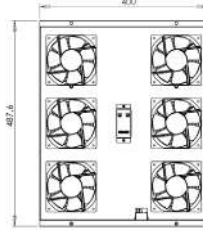
*Fan unit and caster set must be ordered separately.

VENTILATION OPTIONS

STANDARDS: EMC EN55032:2015 & LVD IEC 62368-1 :2018

Power Characteristics

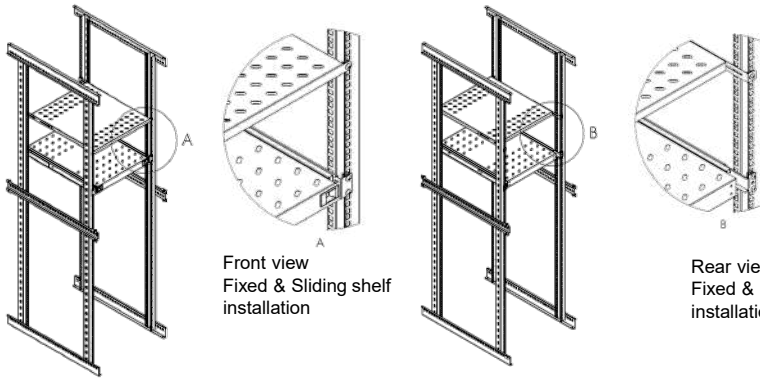
Voltage range	220/240
Freq Hz	50/60
Current (A)	0,14A
Power W	22
Speed RPM	2700/3000
Noise level in (dB)	40/47dB
Air flow M3/Hr & CFM	133/162 & 82/95



Compatible Fan Units

PACCELGFN602	Ventilation unit with 2 Fans+with On/Off switch control
PACCELGFN604	Ventilation unit with 4 Fans+with On/Off switch control
PACCELGFN606	Ventilation unit with 6 Fans+with On/Off switch control
PACCELGFN6T2	Ventilation unit with 2 Fans+Analog Thermostat
PACCELGFN6T4	Ventilation unit with 4 Fans+Analog Thermostat
PACCELGFN6T6	Ventilation unit with 6 Fans+Analog Thermostat
PACCELGFN6DT2	Ventilation unit with 2 Fans+Digital Thermostat
PACCELGFN6DT4	Ventilation unit with 4 Fans+Digital Thermostat
PACCELGFN6DT6	Ventilation unit with 6 Fans+Digital Thermostat
	<i>Note: compatible with all 19inch rack mount Fan units</i>

SHALVES



Front view
Fixed & Sliding shelf
installation

Rear view
Fixed & Sliding shelf
installation

- FIXED /SLIDING SHELVES LOAD CARRYING CAPACITIES**
- Fixed shelf : 50kg / 110lbs
 - Sliding shelf : 25kg / 55 lbs

- HEAVY DUTY TYPE FIXED /SLIDING SHELVES LOAD CARRYING CAPACITIES**
- HD Fixed shelf : 100kg /220lbs
 - HD Sliding shelf: 66kg / 145lbs

Compatible Shelves

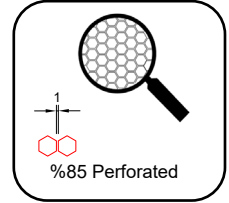
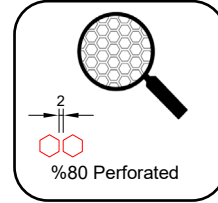
PACCRKSR10	1/2U Fixed Shelf - 1000 mm Depth Cabinets
PACCRKSR10HD	1U Fixed Shelf- 1000 mm Depth Cabinets (Heavy Duty Type)
PACCRKHR10	Sliding Shelves 1000 mm Depth Cabinets
PACCRKHR10HD	Sliding Shelves 1000 mm Depth Cabinets (Heavy Duty Type)
	<i>Note: compatible with all cantilever shelves</i>

***Important:** Fan units and shelves are not including, please order separately.

ELEGANT TRIO OPSİYONLARI

Institutional Coding Initial Character	U Height	Width-Depth Dimension	Color Code		Door Options		
					X	X	X
AAAA	XXU	WWDD	CC		FRONT DOOR	REAR DOOR	SIDE PANEL
ELGT	20U	6060	RAL9005 WRY	BL	1 Hinged Glass Single Opening Front Door Metal Side Frames	1 Removable Rear Door	0 No Side Panels
	26U	6080	RAL 7035 WRY	LG	2 Hinged Glass Double Opening Front Door Metal Side Frames	2 Hinged Metal Double Opening Rear Door	1 Removable Side Panel
	32U	6010			3 Hinged %85 Curved Perforated Single Opening Front Door	3 Hinged Metal Single Opening Rear Door	2 Removable Side Panel with Louver
	36U	8080			4 Hinged %85 Flat Perforated Double Opening Front Door	4 Hinged %85 Flat Perforated Double Opening Rear Door	3 Removable %80 Flat Perforated Side Panel
	42U	8010			5 Hinged %80 Curved Perforated Single Opening Front Door	5 %Removable %80 Flat Perforated Rear Door	
					6 Hinged %80 Flat Perforated Double Opening Front Door	6 Hinged %80 Flat Perforated Double Opening Rear Door	
					7 Hinged Metal Single Opening Front Door	9 Hinged %80 Flat Perforated Single Opening Rear Door	
					8 Hinged Metal Double Opening Front Door		
					9 Hinged %80 Flat Perforated Single Opening Front Door		
					A Hinged Full Framed Glass Single Opening Front		
					B Hinged %85 Flat Perforated Single Opening Front Door		
					C Hinged Full Framed Glass Double Opening Front Door		

ELEGANT TRIO
FRONT DOOR OPTIONS



1

Hinged Glass Single
Opening Front Door
Metal Side Frames



2

Hinged Glass Double
Opening Front Door
Metal Side Frames



3

Hinged %85 Curved
Perforated Single
Opening Front Door



4

Hinged %85 Flat
Perforated Double
Opening Front Door



5

Hinged %80 Curved
Perforated Single
Opening Front Door




6

Hinged %80 Flat
Perforated Double
Opening Front Door



7

Hinged Metal Single
Opening Front Door



8

Hinged Metal Double
Opening Front Door



9

Hinged %80 Flat
Perforated Single
Opening Front Door



A

Hinged Full Framed
Glass Single
Opening Front



B

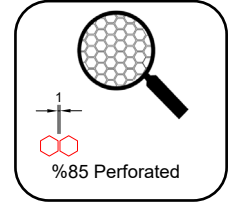
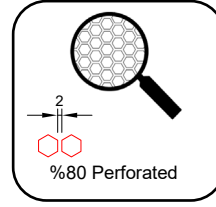
Hinged %85 Flat
Perforated Single
Opening Front Door



C

Hinged Full Framed
Glass Double
Opening Front Door

ELEGANT TRIO
REAR DOOR OPTIONS



1
Removable Rear Door



2
Hinged Metal Double
Opening Rear Door



3
Hinged Metal Single
Opening Rear Door



4
Hinged %85 Flat
Perforated Double
Opening Rear Door



5
%Removable %80 Flat
Perforated Rear Door



6
Hinged %80 Flat
Perforated Double
Opening Rear Door



9
Hinged %80 Flat Perforated
Single Opening Rear Door

ELEGANT TRIO
SIDE PANEL OPTIONS



0
No Side Panels



2
Removable Side Panel
with Louver



3
Removable %80 Flat Perforated
Side Panel

ASSEMBLED



ELEGANT TRIO 600 x 1000 mm

**PACKING
INFORMATION**

Product Code	Product Description	WxDxH (mm)	Net Weight (kg)	Gross Weight (kg)
ELGT26U6010CC111	Elegant Trio 19" 26U W=600 mm D=1000 mm			
ELGT32U6010CC111	Elegant Trio 19" 32U W=600 mm D=1000 mm			
ELGT36U6010CC111	Elegant Trio 19" 36U W=600 mm D=1000 mm			
ELGT42U6010CC111	Elegant Trio 19" 42U W=600 mm D=1000 mm			
ELGT26U6010CC111	Elegant Trio 19" 26U W=600 mm D=1000 mm			

***The information given in the table above are average values and are for informational purposes only. It may vary according to accessories and door options. Please contact our sales consultant for the exact information of your orders.*

TECHNICAL SPECIFICATIONS

PROTECTION INDEX

- IP20 According to IEC 61587-1 :2016 / IEC 61587-2:2011 / IEC 61587-3:2013
- IEC 60529
- IP20

MECHANICAL PERFORMANCE

- EN 61587-1 5.2.1 / 5.2.3
- Static mechanical load test (Performance level SL 12)
- Stiffness test (Performance level ST5)
- Dynamic mechanical load test (Performance level DL4V)
- Resonance point detection test Duration of the test at each frequency was 10 minutes
- Vibration test (Sinus-IEC 60068-2-6:Fc; 2007)
- Shock test (IEC 60068-2-27: Ea; 1987) Performance level DL4S
- Impact test (IEC 60068-2-75: Eh; 2014) (Performance level IK07)
- Permissible load carrying capacity : 1500kg

CLIMATIC TESTS (Performance level C2)

- Cold (IEC 60068-2-1 :2007;Ab) Temperature of the exposure: -25°C +/-3°C
- Dry heat (IEC 60068-2-2 :2007;Bd) Temperature of the exposure: +70°C +/-2°C
- Damp heat cyclic (IEC 60068-2-30:2005;Db ; (cyclic 2x), variant 2)

INDUSTRIAL ATMOSPHERE (Performance level A2)

- Salt mist test IEC 60068-2-11
- Salt Spray Test TS EN ISO 9227
- Sulphur dioxide test and hydrogen sulphide test (IEC 60068-2-42, IEC 60068-2-43 and IEC 60068-2-49)

GROUNDING CONTINUITY

EN 61587-1 / EN 61010-1

- The continuity of the protection circuit is in accordance with the standard regulations. The measured resistance was less than 0.1 Ohm.

STANDARDS

1. **ISO9001-2008** Quality management system must be used in the production of 19" Rack cabinets
2. 19" Rack Cabinets must have a **TSE Certificate IEC 61587-1 :2016, IEC 61587-2:2011, IEC 61587-3:2013**
3. **IEC60917 – IEC 60297** standards
4. **CE** According the **IEC/ISO 17050 – EN 60335-1**
5. In addition, all of the main and auxiliary materials used in the manufacturing process must comply with the following standards

SHEET METAL: TS EN ISO 9001:2008; TS EN 10130 :2006; DIN EN 1030- EQV; BS EN 1030-EQV; NF A36-401.

ELECTROSTATIC POWDER PAINT: ISO 9001:2015 ASTM D523; ASTM D2794; DIN EN ISO 2811-1; ASTM D1186/D1400; Ral:9005 or Ral:7035.

VENTILATION UNITS (Fan Unit) "EMC EN55032:2015 & LVD IEC 62368-1 :2018

CONNECTION COMPONENTS (screw, nut, washer etc.)" TS EN ISO 7045; TS EN ISO 4032; RoHS IEC 62321 "

CASTER SET " TS EN 12532 , TS EN 12533 , RoHS IEC 62321:2008"

LOCKS SYSTEMS "DIN-EN ISO 1043-1 PA6 GFR 30; DIN-EN 1774-ZnAl4Cu1.

TECHNICAL SPECIFICATIONS

Documents; Manufacturer company, **ISO 9001:2015** quality assurance system and **EN 61587-1 15.01.2018, 61587-2** in the production of 10" cabinets.(Mechanical structures for electronic equipment) standards and submitted in the tender dossier.

Standards: Cabinets must be 19" in ETSI and/or EIA 310-D standards.

Dimension: Cabinet must be height (20U,26U,32U,36U,42U)

- Width : 600mm
- Depth : 1000mm

Main Frame and Profile Structure; The main body of the cabinet is consisting by front and rear welded frames + bottom and upper lateral bars. Front and rear welded type monoblock frames should be made of t=1.50mm sheet metal material. Each corner profiles should have 6 bending points with an aesthetic appearance, each multifolded profiles must be with an angle of 45 degrees bending points for increasing the mechanical strength. There should be no burrs and sharp edges for eliminating the injury during the installation, welding and mechanical connection points on this frame must be comply and tested to provide axial (x, y, z) strength of the cabinet. **EN 61587-1 / 5.2.1 / 61587-2** and **5.2.2**, resistance to external impacts **EN 61587-1 / 5.3.3 / 61587-2**, dynamic load, vibration and mechanical impact (**IEC 60068-2-6** , **IEC 60068-2-27**) test results must be documented by TSE.

Bottom Plate; must have cable access that would block dust inlet. Bottom case must have cable entry with sliding cover with dimensions 300x129mm (1.ea for 600x1000mm) 1 ea. for 150x300mm M-joint cable entry in 600x1000mm cabinets.

Top Plate; must be compatible with 6 way fan unit installation, + 1.ea M-joint type cable entry with dimensions 300x56mm.

Rear Door; must be full length solid metal with single barrel lock mechanism.

Side Panels; must have a structure that can be openable and removable by 2 sliding latch locks and one barrel lock with key.

Front Door; Glass structure must be tempered, anti-static, secure glass with 4mm thickness according to **EN 12150-1:2008** standard. front door must have left and right metal frames structure with high density silicone, screws and nuts, structure that open 135 degrees , removable by spring hinge, lockable with swing handle lock.

19" Mounting Rails; are 4 pcs and adjustable throughout the entire depth of the cabinet and thickness must be 1.5mm, silk-screened. It must be provide ability to count "U- Marking" from top to down & down to up for easy device installation, the structure of mounting rails should have been manufactured with a precision of +/- 0.01 on CNC punch benches with 9.5x9.5mm square holes in 1U=44.45.

Lateral extension parts; It must be 4pcs for each cabinet. The structure of the multifolded lateral extension parts has been designed for placing between the front and rear monoblock welded main frames..

Paint; Cabinets must provide high resistance against the external impacts. It should be painted with electrostatic RAL9005 black powder paint or RAL7035 white powder paint. (**ISO 9001:2015**). It should withstand 1000 hours of salt test and test result reports should be documented. (**TS EN 60068-2**). On metal surfaces; Paint thickness of 80 +/- 5 microns should be provided and **ASTM D523; ASTM D2794; DIN EN ISO 2811-1; ASTM D1186/D1400**; It must be RAL9005 or RAL7035 and the results must be documented by TSE.

Grounding; All metal components in the cabinet must be electrically interconnected, and the grounding resistance must be maximum 0.1 ohm in accordance with the **IEC 61010-1 / 6.5.1.3** standard.

*All cabinets should be able to be connected side by side without side cover when requested.