

Elegant Rack 19" Free Standing Rack Cabinet H:9U-26U W:600 x D:600

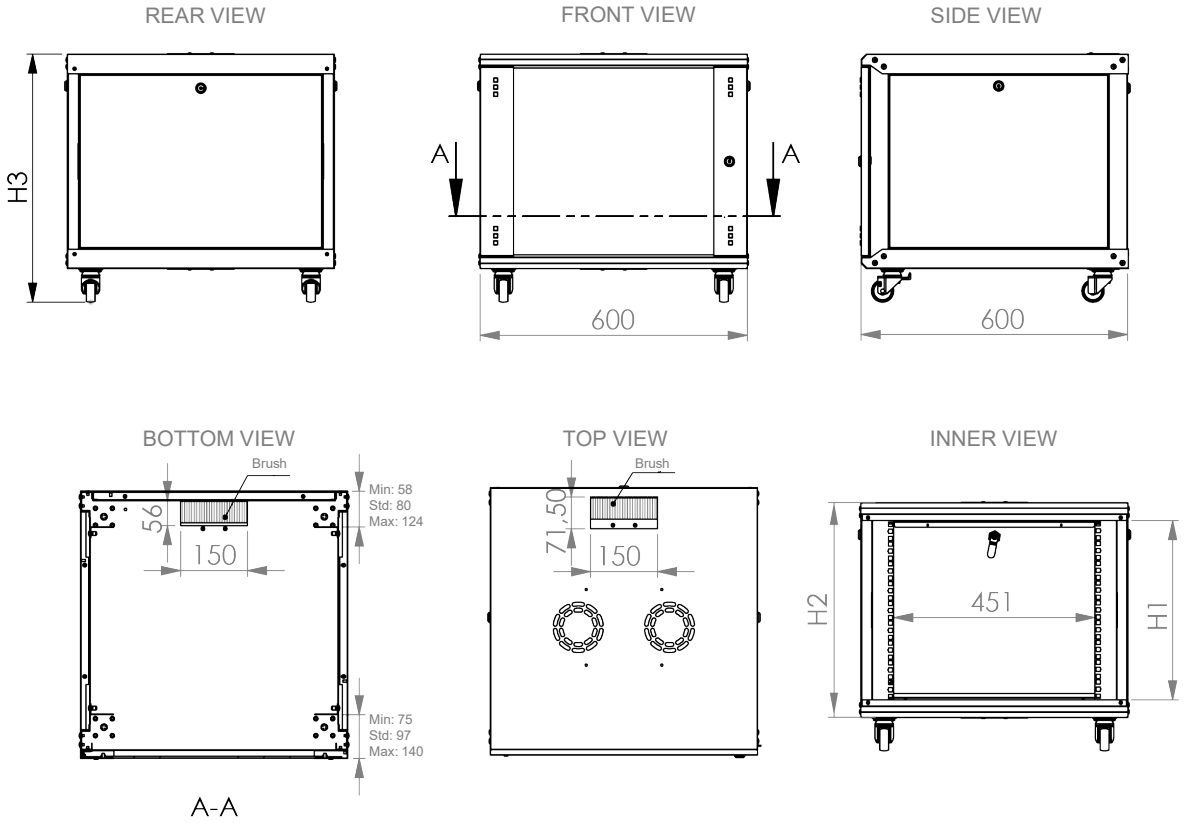


- Monoblock welded top and bottom cases
- Hinged, removable and lockable front door
 - (See page 4 for door types.)
- Fixed, detachable rear door with M-joint cable entry
 - (See page 4 for door types.)
- Removable and lockable side doors
- Bottom case is suitable for cable entries
- Top case is suitable for fan mounting and sliding cable entry
- 4 x 19" mounting rails that can move in cabinet depth, t:1,50mm
- 400kg load carrying capacity
- Flat-packed construction
- All Elegant Rack series cabinets are shipped with wheels..

PN: ELGRXXU6060BL131

Technical Data

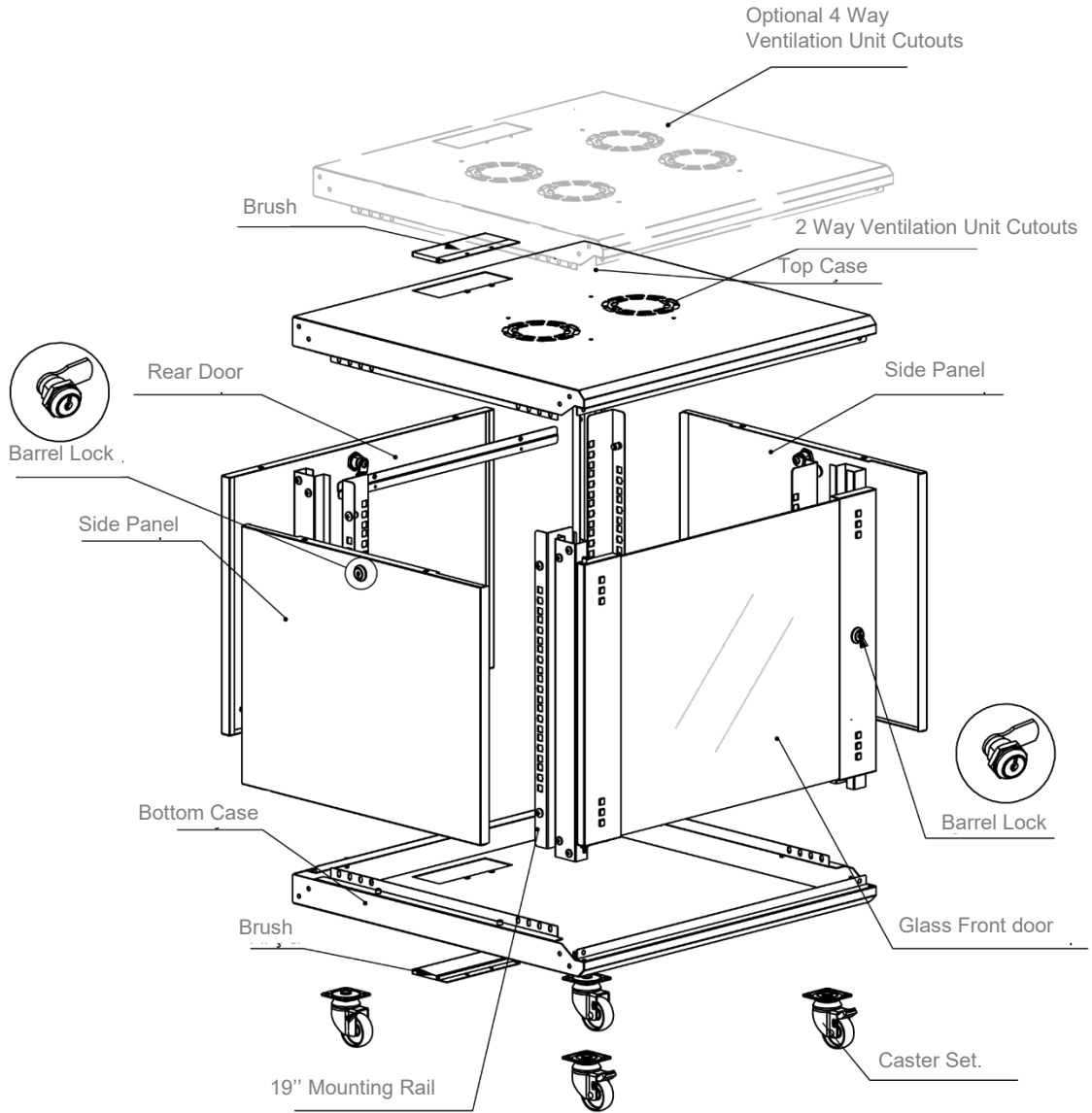
Dimensions HxWxD in mm	W:600mm D:600mm H:(Please check page 2 for height options)
Height (U)	9U-12U-16U-20U-26U
Material	Sheet Steel, DIN EN 10130-99 / DC-01 6112 / DC-7122
Colour	RAL 9005 Black Color = ELGRXXU6060BL131 veya RAL 7035 L.Gray Color = ELGRXXU6060LG131
Standards	TS EN 61587-1
Load Carrying Capacity	400kg
Climatic Tests	C2
Industrial Atmosphere	A2
Static Mechanical Load Class	SL5 - LT5 -ST5 -NL5
Dynamic Mechanical Load Test	DL4V
Shock test	DL4S
Impact test	IK07
IP rating	IP 20



ELEGANT RACK 600 X 600 MM

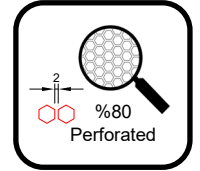
Product Code	Product Description	Width (W) mm	Depth (D) mm	H:1 Inner Height (mm)	H:2 Out Height (mm)	H:3 Wall Mounting Hole Distance (mm)
ELGR09U6060BL131	Elegant Rack 19" 09U W=600 mm D=600 mm, includes wheel set	600	600	400	482	557
ELGR12U6060BL131	Elegant Rack 19" 12U W=600 mm D=600 mm, includes wheel set	600	600	533	615	690
ELGR16U6060BL131	Elegant Rack 19" 16U W=600 mm D=600 mm, includes wheel set	600	600	711	793	868
ELGR20U6060BL131	Elegant Rack 19" 20U W=600 mm D=600 mm, includes wheel set	600	600	889	971	1046
ELGR26U6060BL131	Elegant Rack 19" 26U W=600 mm D=600 mm, includes wheel set	600	600	1156	1238	1313

Exploded View

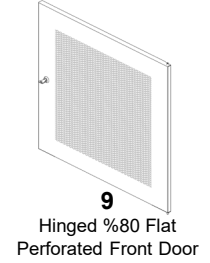
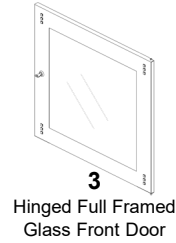
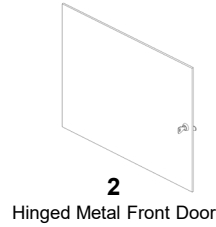
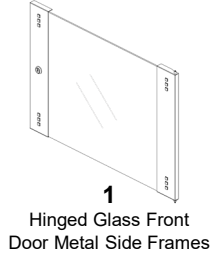


ELEGANT RACK OPSİYONLARI

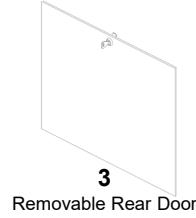
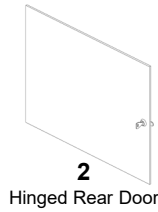
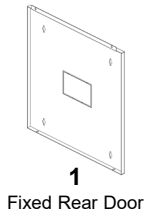
Institutional Coding Initial Character	U Height	Width-Depth Dimension	Color Code		Door Options			OPTIONS	
					X	X	X	4F	D
AAAA	XXU	WWDD	CC		FRONT DOOR	REAR DOOR	SIDE PANEL	4 WAY FAN UNIT	DISSAMBLE D
ELGR	9U	6060	RAL 7035 WRY	LG	1 Hinged Glass Front Door Metal Side Frames	1 Fixed Rear Door	1 Removable Side Panel	4F	D
	12U	6080	RAL 9005 WRY	BL	2 Hinged Metal Front Door	2 Hinged Rear Door	2 Dissambled Side Panel		
	16U				3 Hinged Full Framed Glass Front Door	3 Removable Rear Door			
	20U				9 Hinged %80 Flat Perforated Front Door				
	26U								



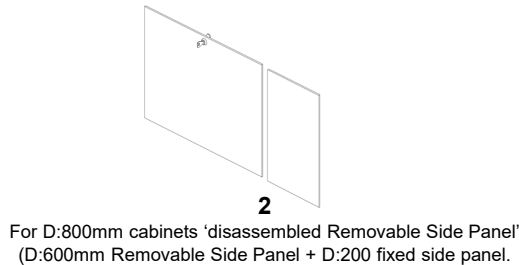
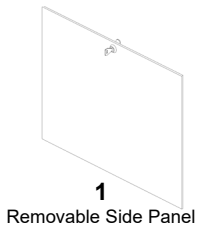
FRONT DOOR OPTIONS



REAR DOOR OPTIONS



SIDE PANEL OPTIONS



ASSEMBLED

DISSEMBLED



ELEGANT RACK 600 x 600 mm		ASSEMBLED PACKING INFORMATION	DISSEMBLED PACKING INFORMATION	
Product Code	Product Description	WxDxH (mm)	Net Weight (kg)	Gross Weight (kg)
ELGR09U6060BL131	Elegant Rack 19" 09U W=600 mm D=600 mm, includes wheel set			
ELGR12U6060BL131	Elegant Rack 19" 12U W=600 mm D=600 mm, includes wheel set			
ELGR16U6060BL131	Elegant Rack 19" 16U W=600 mm D=600 mm, includes wheel set			
ELGR20U6060BL131	Elegant Rack 19" 20U W=600 mm D=600 mm, includes wheel set			
ELGR26U6060BL131	Elegant Rack 19" 26U W=600 mm D=600 mm, includes wheel set			

***The information given in the table above are average values and are for informational purposes only. It may vary according to accessories and door options. Please contact our sales consultant for the exact information of your orders.*

TECHNICAL SPECIFICATIONS

PROTECTION INDEX

- IP20 According to IEC 61587-1 :2016 / IEC 61587-2:2011 / IEC 61587-3:2013
- IEC 60529
- IP20

MECHANICAL PERFORMANCE

- EN 61587-1 5.2.1 / 5.2.3
- Static mechanical load test (Performance level SL 12)
- Stiffness test (Performance level ST5)
- Dynamic mechanical load test (Performance level DL4V)
- Resonance point detection test Duration of the test at each frequency was 10 minutes
- Vibration test (Sinus-IEC 60068-2-6:Fc; 2007)
- Shock test (IEC 60068-2-27: Ea; 1987) Performance level DL4S
- Impact test (IEC 60068-2-75: Eh; 2014) (Performance level IK07)
- Permissible load carrying capacity : 1500kg

CLIMATIC TESTS (Performance level C2)

- Cold (IEC 60068-2-1 :2007;Ab) Temperature of the exposure: -25°C +/-3°C
- Dry heat (IEC 60068-2-2 :2007;Bd) Temperature of the exposure: +70°C +/-2°C
- Damp heat cyclic (IEC 60068-2-30:2005;Db ; (cyclic 2x), variant 2)

INDUSTRIAL ATMOSPHERE (Performance level A2)

- Salt mist test IEC 60068-2-11
- Salt Spray Test TS EN ISO 9227
- Sulphur dioxide test and hydrogen sulphide test (IEC 60068-2-42, IEC 60068-2-43 and IEC 60068-2-49)

GROUNDING CONTINUITY

EN 61587-1 / EN 61010-1

- The continuity of the protection circuit is in accordance with the standard regulations. The measured resistance was less than 0.1 Ohm.

STANDARDS

1. **ISO9001-2008** Quality management system must be used in the production of 19" Rack cabinets
2. 19" Rack Cabinets must have a **TSE Certificate IEC 61587-1 :2016, IEC 61587-2:2011, IEC 61587-3:2013**
3. **IEC60917 – IEC 60297** standards
4. **CE** According the **IEC/ISO 17050 – EN 62208:2011 & EN 60335-1**
5. In addition, all of the main and auxiliary materials used in the manufacturing process must comply with the following standards

SHEET METAL: TS EN ISO 9001:2008; TS EN 10130 :2006; DIN EN 1030- EQV; BS EN 1030-EQV; NF A36-401.

ELECTROSTATIC POWDER PAINT: ISO 9001:2015 ASTM D523; ASTM D2794; DIN EN ISO 2811-1; ASTM D1186/D1400; Ral:9005 or Ral:7035.

VENTILATION UNITS (Fan Unit) "EMC EN55032:2015 & LVD IEC 62368-1 :2018

CONNECTION COMPONENTS (screw, nut, washer etc.)" TS EN ISO 7045; TS EN ISO 4032; RoHS IEC 62321 "

CASTER SET " TS EN 12532 , TS EN 12533 , RoHS IEC 62321:2008 "

LOCKS SYSTEMS "DIN-EN ISO 1043-1 PA6 GFR 30; DIN-EN 1774-ZnAl4Cu1.

TECHNICAL SPECIFICATIONS

Documents; Manufacturer company, ISO 9001:2015 quality assurance system and EN 61587-1 15.01.2018 in the production of 10" cabinets.(Mechanical structures for electronic equipment) standards and submitted in the tender dossier.

Standards; Cabinets must be 19" in ETSI and/or EIA 310-D standards.

Main Frame and Profile Structure; The main frame and profile structures will be manufactured to provide axial strength and resistance to external impacts. Profiles will be in the form of connecting to the top and bottom cases and will be screwed with M5 special head screws. Axial strengths shall be taken into account during the positioning of the mounting screws.

Top ve Bottom Case; The top and bottom case should have a monoblock bended and welded structure that will increase the rigidity and strength of the cabinet. There should be a 50x150 mm cable entry with brush on the cases. On the top case ventilation slots must be available for fan unit mounting and air outlet. The top case of 600x600 cabinets will be compatible with 2 or 4 way fan units, and the top case of 600x800 cabinets will be compatible with 4 way fan units.

Side Panel and Rear Door; side panels and rear doors must have a structure that can be openable, lockable and removable.

Front door; It is tempered, secure, smoked, grinded, 4 mm glass. Increasing the strength of the door. It will have a screwed, metal snap-on frame structure holding the glass on the right and left of the glass. The front glass door can be opened at least 180 degrees, has a lockable and removable structure. The front door should be mounted to the right/left when desired.

19" Mounting Rails; It will be formed in D:450mm cabinets as 2 qty. at the front, in D:600mm cabinets 2 qty., at the front and 2 qty. at the rear. It will be manufactured with a precision of 1U:44.45 mm, with 9.5x9.5mm square hole, on CNC punch benches with +/- 0.01 precision. "U" dimensions should be marked with serigraphy on the front faces of 19" mounting rails. 19" mounting rails; it will be manufactured and assembled in such a way that it can move along the depth of the cabinet.

Paint; Cabinets will provide high resistance against impacts; It should be painted with electrostatic RAL9005 black powder paint or RAL7035 white powder paint. (ISO 9001:2015). It should withstand 1000 hours of salt test and test result reports should be documented. (TS EN 60068-2-11). On metal surfaces; Paint thickness of 80 +/- 5 microns should be provided and ASTM D523; ASTM D2794; DIN EN ISO 2811-1; ASTM D1186/D1400; It must be RAL9005 or RAL7035 and the results must be documented by TSE.

Grounding; All metal components in the cabinet must be electrically interconnected, and the grounding resistance must be maximum 0.1 ohm in accordance with the IEC 61010-1 / 6.5.1.3 standard.

Areas of Usage; In order for the free standing cabinets to be used on the floor, they will have holes that allows the mounting o levelling feet or wheels.

Shipment; Elegant Rack can be shipped as assembled, as well as disassembled when requested.