





MATERIAL: 1.2 mm Steel / Powder Coating RAL7035 / 9005

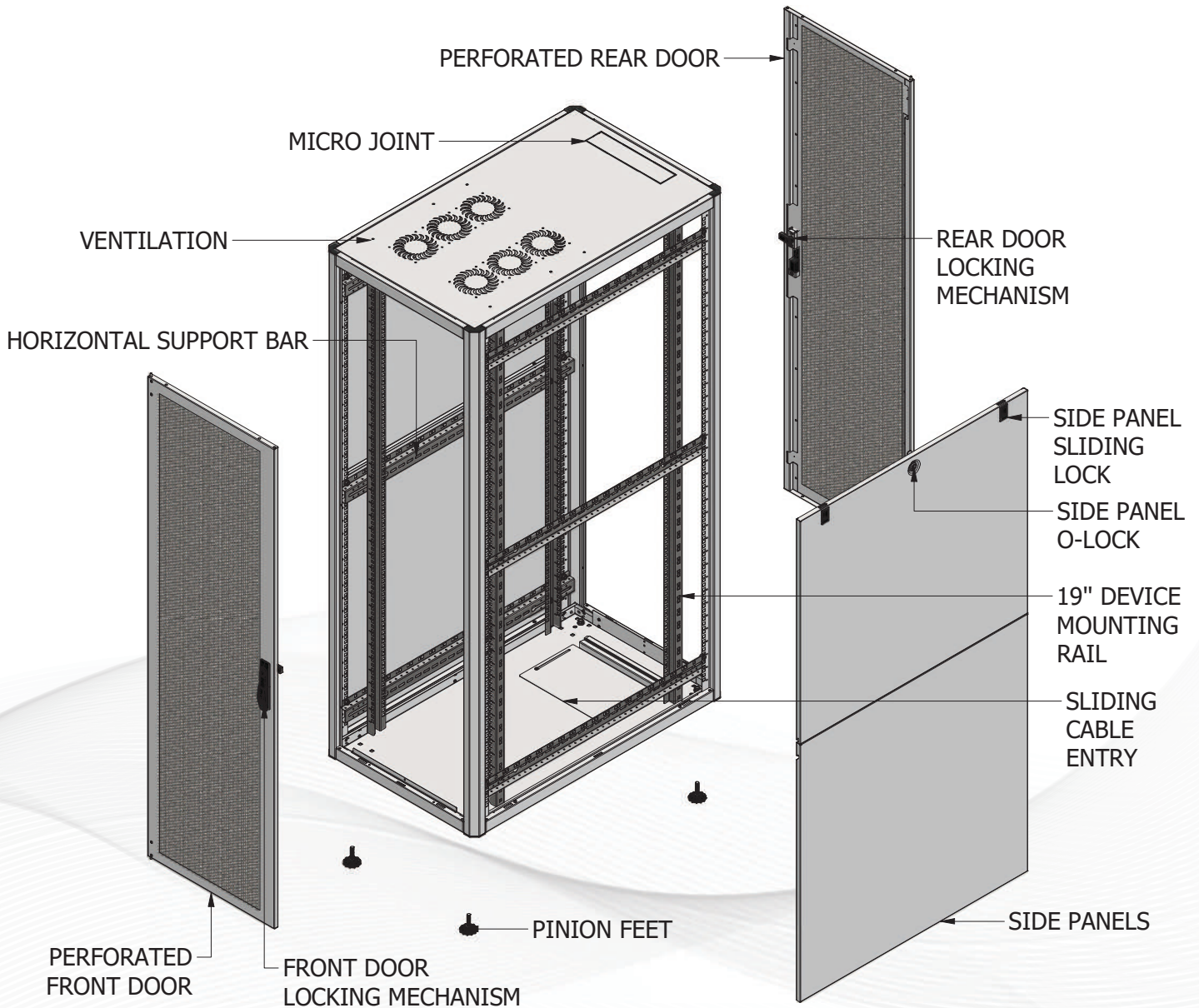
Load Capacity: 2000kg

DIMENSIONS(mm)


SIZE	W	H	D	X
MR.GTN12U61.XX	600	671	1000	542
MR.GTN16U61.XX	600	849	1000	772
MR.GTN20U61.XX	600	1027	1000	950
MR.GTN22U61.XX	600	1116	1000	1039
MR.GTN26U61.XX	600	1294	1000	1217
MR.GTN32U61.XX	600	1560	1000	1483
MR.GTN36U61.XX	600	1738	1000	1661
MR.GTN40U61.XX	600	1916	1000	1839
MR.GTN42U61.XX	600	2005	1000	1928
MR.GTN46U61.XX	600	2183	1000	2106

PERFORATED DOOR OPTIONS


XX_PRF63	FRONT SINGLE PERFORATED-REAR DOUBLE PERFORATED
XX_OPRF63	FRONT SINGLE PERFORATED-REAR SOLID METAL(W600 SINGLE / W800 DOUBLE)
XX_ODPRF63	FRONT DOUBLE PERFORATED-REAR SOLID METAL(W600 SINGLE / W800 DOUBLE)
XX_APRF63	REAR SINGLE PERFORATED-FRONT GLASS (W600 SINGLE / W800 DOUBLE)
XX_ADPRF63	REAR DOUBLE PERFORATED-FRONT GLASS (W600 SINGLE / W800 DOUBLE)
XX_OADPRF63	FRONT DOUBLE PERFORATED-REAR DOUBLE PERFORATED
XX_OAPRF63	FRONT SINGLE PERFORATED-REAR SINGLE PERFORATED
XX_ODAPRF63	FRONT DOUBLE PERFORATED- REAR SINGLE PERFORATED
XX_NOPRF63	ANGLED FRONT FERFORATED-REAR SOLID METAL (W600 SINGLE / W800 DOUBLE)
XX_NPRF63	ANGLED FRONT FERFORATED-REAR DOUBLE PERFORATED




Front View



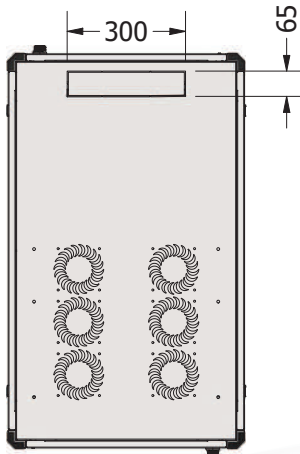
Side View



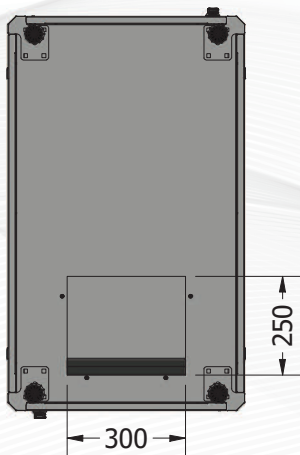
Rear View



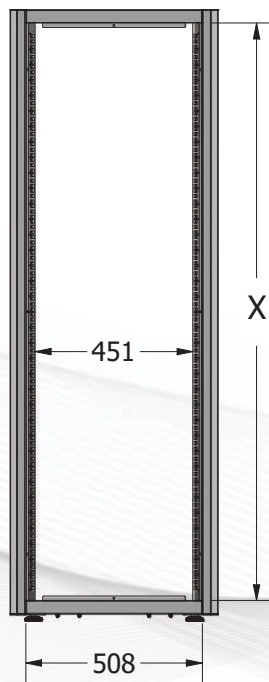
Top View



Bottom View



Front View



Side View

